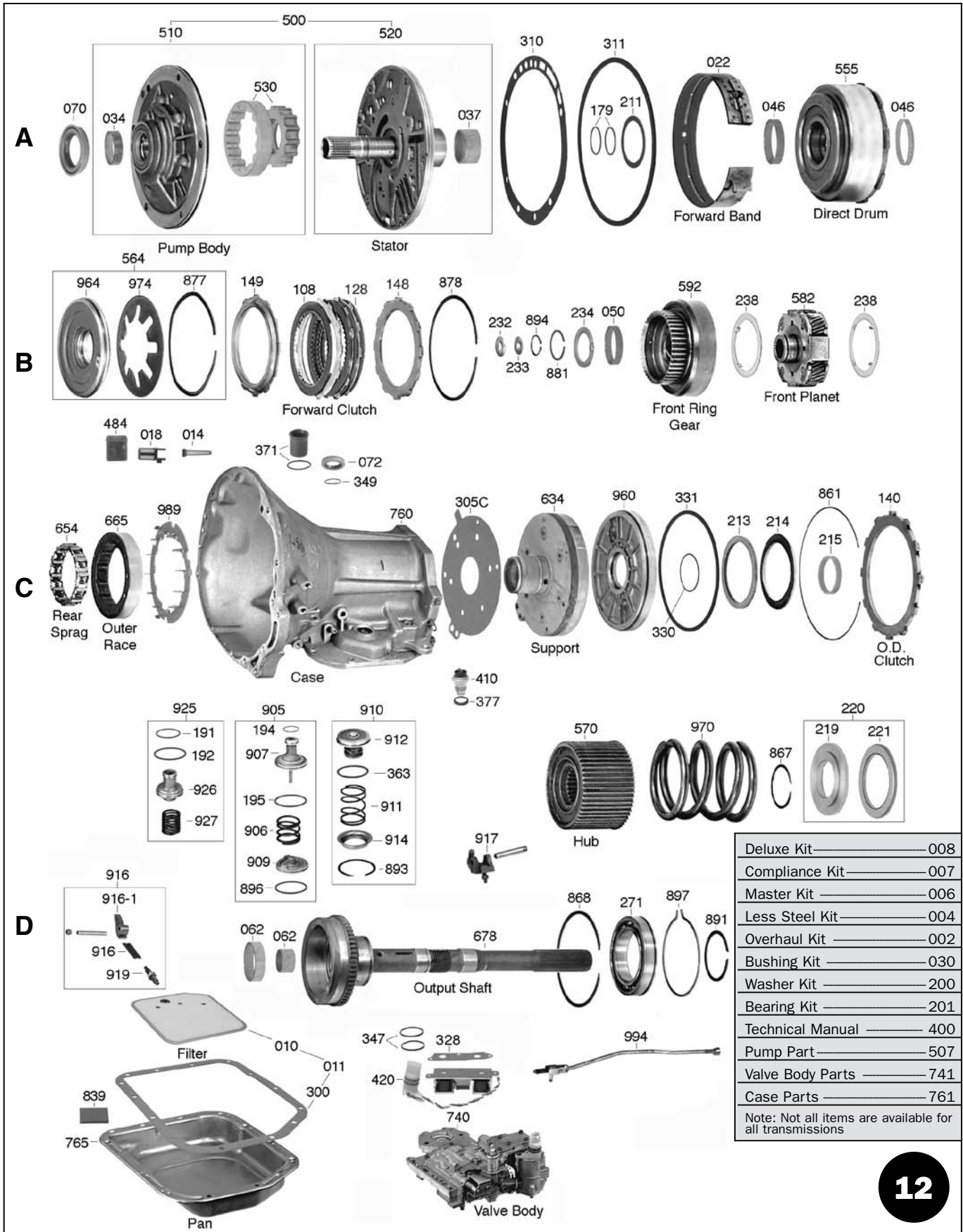


CHRYSLER A-500

(40RH, 42RH; 42RE, 44RE - ELECTRONIC)

TORQUEFLITE TF-6

A904 (30RH), A998 (31RH), A999 (32RH)



| | |
|------------------|-----|
| Deluxe Kit | 008 |
| Compliance Kit | 007 |
| Master Kit | 006 |
| Less Steel Kit | 004 |
| Overhaul Kit | 002 |
| Bushing Kit | 030 |
| Washer Kit | 200 |
| Bearing Kit | 201 |
| Technical Manual | 400 |
| Pump Part | 507 |
| Valve Body Parts | 741 |
| Case Parts | 761 |

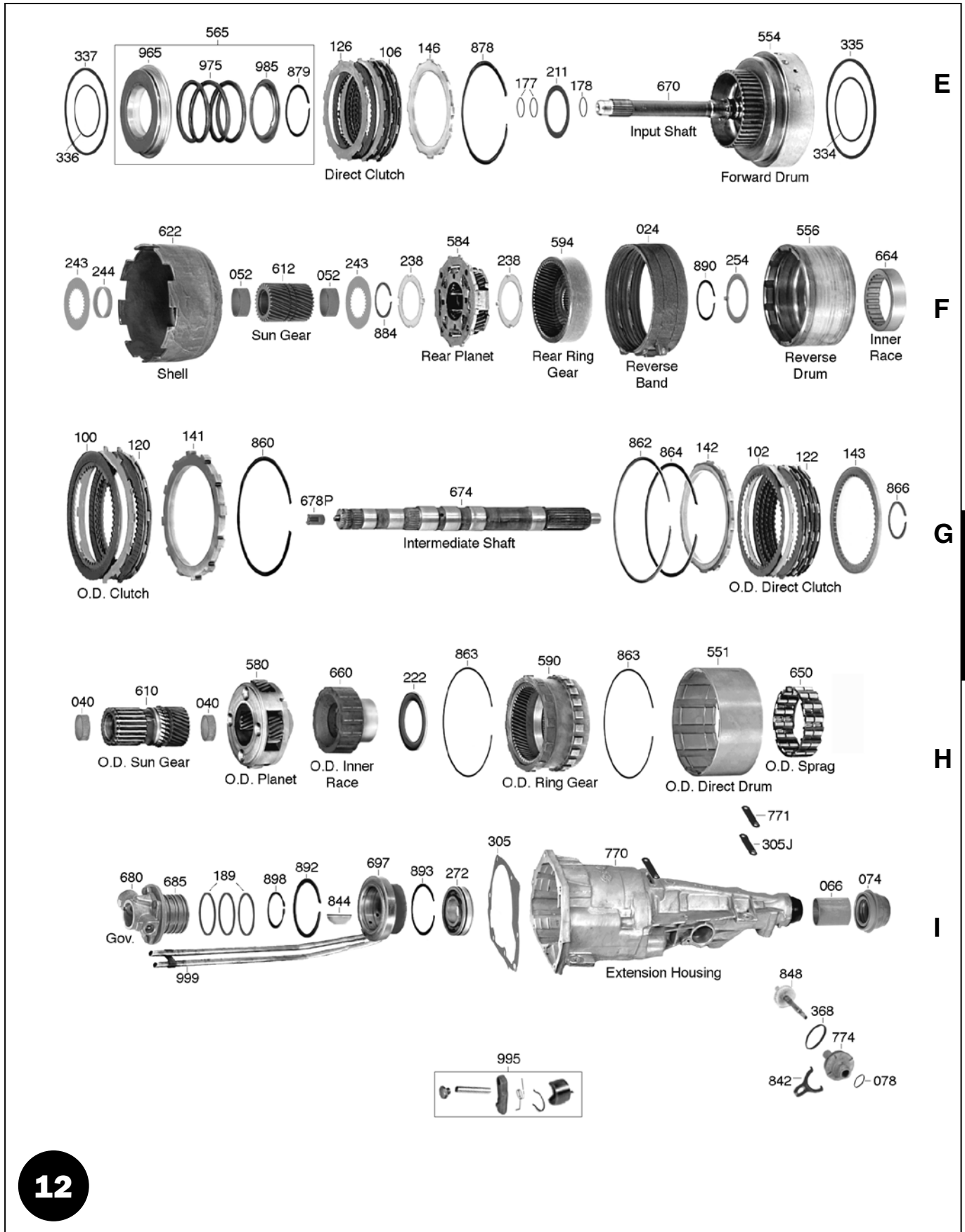
Note: Not all items are available for all transmissions

TORQUEFLITE TF-6

A904 (30RH), A998 (31RH), A999 (32RH)

CHRYSLER A-500

(40RH, 42RH; 42RE, 44RE - ELECTRONIC)



A500, A904

CHRYSLER A-500

(40RH, 42RH; 42RE, 44RE - ELECTRONIC)

TORQUEFLITE TF-6

A904 (30RH), A998 (31RH), A999 (32RH)



12010J




12010A

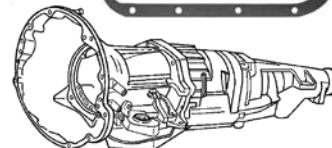


12010C

| TORQUEFLITE 6 | | A500 — 88-UP | |
|---------------------------------------|-------|-------------------------------|-------|
| A904 (30RH), A998 (31RH), A999 (32RH) | | (40RH, 42RH) | |
| Chrysler | | Vans w/3.9L & 5.2L | |
| Dodge | | 2WD & 4WD Conventional Trucks | |
| Plymouth | 60-Up | w/3.9L & 5.2L | |
| American Motors - | | 2WD & 4WD Sport Utility | |
| Various Models | 72-Up | w/3.9L & 5.2L | |
| Imports - | | Mid-Size Pickups w/3.9L | |
| Arrow, Champ | 74-Up | Mitsubishi Pickups | |
| Colt Challenger | 74-Up | w/2.4L & 3.0L | 91-92 |
| Saparro | 74-Up | Montero | 83-86 |
| Mitsubishi | 74-Up | | |
| Alpine | 76-Up | | |
| Centura 4 | 74-Up | | |
| | | 42RE — 94-Up | |
| | | 44RE — 96-Up | |
| | | (Electronic Governor) | |



12300



A500 CASE
Rear Wheel Drive
Aluminum Case

| ILL. | DESCRIPTION | QTY. | YEAR | PART NO. | REFERENCE NO. |
|---|---|------|-------|----------|---------------|
| DELUXE KITS (SUPER KITS) (1) | | | | | |
| 008D | A904 | 1 | 60-71 | 12008A | N/A |
| 008D | A904 (2)..... | 1 | 72-98 | 12008C | K125H-R |
| 008D | A904 (30RH, 32RH) (Notched Direct Steels) | 1 | 99-04 | 12008G | N/A |
| 008D | A500, 42RE, 44RE (incl 88-97 12010C filter & 92-Up 12022B Band) | 1 | 88-98 | 12008E | K125M-R |
| 008D | A500, 42RE, 44RE..... | 1 | 99-04 | 12008EA | N/A |
| COMPLIANCE KITS (CALIFORNIA KITS) (1) | | | | | |
| 007D | A904 | 1 | 60-71 | 12007A | N/A |
| 007D | A904 (2)..... | 1 | 72-98 | 12007C | CK125H-R |
| 007D | A904 (30RH, 32RH) | 1 | 99-04 | 12007G | N/A |
| 007D | A500, 42RE, 44RE (incl 88-97 12010C filter & 92-Up 12022B Band) | 1 | 88-98 | 12007E | CK125M-R |
| 007D | A500, 42RE, 44RE..... | 1 | 99-04 | 12007EA | N/A |
| MASTER OVERHAUL KITS (WITH STEELS) (1) | | | | | |
| 006D | A904 | 1 | 60-71 | 12006A | N/A |
| 006D | A904 (2)..... | 1 | 72-98 | 12006C | K125H |
| 006D | A904 (30RH, 32RH) (Notched Direct Steels) | 1 | 99-04 | 12006G | N/A |
| 006D | A500, 42RE, 44RE..... | 1 | 88-98 | 12006E | K125M / P |
| 006D | A500, 42RE, 44RE..... | 1 | 99-04 | 12006EA | K125S / L |
| LESS STEEL KITS (1) | | | | | |
| 004D | A904 | 1 | 60-71 | 12004A | N/A |
| 004D | A904 (2)..... | 1 | 72-98 | 12004C | K125H-LS |
| 004D | A904 (30RH, 32RH) | 1 | 99-04 | 12004G | N/A |
| 004D | A500, 42RE, 44RE (Also Ref #'s K125M-LS, L-LS, P-LS) | 1 | 88-04 | 12004E | K125S-LS |
| OVERHAUL KITS (W/ RINGS & SEALS) (1) | | | | | |
| 002D | A904 | 1 | 60-71 | 12002A | K12900 |
| 002D | A904 (2)..... | 1 | 72-98 | 12002C | K12900H |
| 002D | A904 (30RH, 32RH) | 1 | 99-04 | 12002G | K12900H |
| 002D | A500, 42RE, 44RE..... | 1 | 88-04 | 12002E | K12900M |
| GASKET & SEAL KITS (W/O RINGS & SEALS) (1) | | | | | |
| 000D | A904 | 1 | 60-71 | 12000A | K12900-1 |
| 000D | A904 (2)..... | 1 | 72-98 | 12000C | K12900H-1 |
| 000D | A904 (Colt Arrow) (Sub Kit) | 1 | 74-80 | 12001D | K12900K-4 |
| 000D | A500, 42RE, 44RE..... | 1 | 88-04 | 12000E | K12900M-1 |
| | (1) - To order Kits with Fiber pan gaskets, add an "F" suffix. | | | | |
| | (2) - To service 74-Up Colt, Arrow, sell 12001D subkit also. | | | | |

TORQUEFLITE TF-6

A904 (30RH), A998 (31RH), A999 (32RH)

CHRYSLER A-500

(40RH, 42RH; 42RE, 44RE - ELECTRONIC)

| ILL. | DESCRIPTION | QTY. | YEAR | PART NO. | REFERENCE NO. |
|--|---|------|--------|----------|---------------|
| FILTER KITS (1) | | | | | |
| 011D | Filter Kit, Dacron (Combo Kit) | 1 | 88-97 | 12011G | CFK-12776C |
| 011D | Filter Kit, Metal & Plastic (Combo Kit) | 1 | 98-04 | 12011J | CFK-12776F |
| <i>(1) - To order Kits with Fiber pan gaskets, add an "F" suffix.</i> | | | | | |
| FILTERS | | | | | |
| 010D | Small Dacron | 1 | 60-04 | 12010A | 12776A |
| 010D | Small Brass | 1 | 60-04 | 12010B | 12776B |
| 010D | Large Dacron | 1 | 67-97 | 12010C | 12776C |
| 010D | Large Brass | 1 | 67-97 | 12010D | 12776D |
| 010D | Metal & Plastic | 1 | 98-04 | 12010J | 12776F |
| 014D | Governor Screen | 1 | 60-04 | 12014 | 12777 |
| 018D | Valve Body Regulator Feed Line | 1 | 60-04 | 12018 | 48713 |
| 484D | Overdrive Screen & Orifice | 1 | 88-04 | 12484 | 12777A |
| BANDS | | | | | |
| Prefix Key: B = Borg Warner, A = OEM (Exc BW), N = All Other New, R = Relined | | | | | |
| 022A | Kickdown, Flex (1.375" Wide) | 1 | 61-91 | 12022AA | 12905F |
| 022A | Kickdown, Flex (1.375" Wide) (Semi Rigid) | 1 | 61-91 | 12022AD | 12905G |
| 022A | Kickdown, Flex (1.60" Wide) | 1 | 92-04 | 12022B | 12905B |
| 022A | Kickdown, Flex (1.60" Wide) (Hi-Performance "Pro Series") | 1 | 92-04 | 12022D | 12905FX |
| 022A | Kickdown, Wide Rigid (1.375" Wide) | 1 | 61-76 | 12022AB | 12905 |
| 024F | Reverse, Single Wrap | 1 | 60-04 | 12024 | 12820 |
| 024F | Reverse, Double Wrap (2.0" Wide) | 1 | 68-04 | 12024A | 12820A |
| BUSHINGS | | | | | |
| 030D | Bushing Kit (w/o Overdrive Bushings) | 1 | 68-E92 | 12030B | K12952A |
| 030D | Bushing Kit (w/o Overdrive Bushings) | 1 | L92-04 | 12030BA | N/A |
| 030D | Bushing Kit, Complete (w/ Overdrive Bushings) | 1 | 88-E92 | 12030EB | N/A |
| 030D | Bushing Kit (Overdrive Section Only) | 1 | 88-04 | 12030E | K12952M |
| 034A | Pump Body (Babbitt) | 1 | 60-04 | 12034 | 12502 |
| 034A | Pump Body, Tighter Tolerance Prevents Leakage (Bag of 5) | 1 | 89-04 | S12034 | N/A |
| 034A | Pump Body (Bronze) | 1 | 60-04 | 12034A | 12502A |
| 037A | Stator | 1 | 68-77 | 12037 | N/A |
| 037A | Stator | 1 | 78-04 | 12037A | 12503C |
| 040H | Overdrive Sun Gear (Front) | 1 | 90-93 | 12040 | 12509 |
| 040H | Overdrive Sun Gear (Front) w/ Flange | 1 | 94-E99 | 12040A | 12509A |
| 040H | Overdrive Sun Gear (Front) | 1 | L99-04 | 12040B | 12509B |
| 040H | Overdrive Sun Gear (Rear) | 1 | 90-04 | 12040 | 12509 |
| 046A | Direct Drum (Front) | 1 | 93-04 | 12046B | 12505B |
| 046A | Direct Drum (Rear) | 1 | 60-E92 | 12046 | 12505A |
| 046A | Direct Drum (Rear) | 1 | L92-04 | 12046C | 12505C |
| 050B | Front Ring Gear Hub | 1 | 76-04 | 12050 | 12506 |
| 052F | Sun Gear | 2 | 60-04 | 12052 | 12507 |
| 062D | Output Shaft Large (2.144" ID) | 1 | 88-04 | 12062 | 12511 |
| 062D | Output Shaft Small Pilot (.605" ID) | 1 | 88-04 | 12062B | 12510 |
| 066G | Extension Housing (A904) | 1 | 66-04 | 12066 | 12501A |
| 066I | Extension Housing (A500) | 1 | 88-04 | 36066 | 6023 |
| 069 | Case Shift Lever Bore (Req T-56361-TL) | 1 | 66-04 | 22069 | T-9117-CSL |
| METAL CLAD SEALS | | | | | |
| 070A | Front Pump | 1 | 60-04 | 12070 | 12575 |
| 072C | Manual Shaft 1/4" Thick | 1 | 60-04 | 22072 | 22574 |
| 072C | Manual Shaft 3/8" Thick | 1 | 60-04 | 22072A | 22575 |
| 072C | Manual Shaft Seal Saver | 1 | 88-04 | 22072SS | N/A |

A500, A904

TORQUEFLITE TF-6

A904 (30RH), A998 (31RH), A999 (32RH)

CHRYSLER A-500

(40RH, 42RH; 42RE, 44RE - ELECTRONIC)

| ILL. | DESCRIPTION | QTY. | YEAR | PART NO. | REFERENCE NO. |
|---|--|------|-------|----------|---------------|
| METAL CLAD SEALS (Cont.) | | | | | |
| 074I | Rear (w/ Boot) (A904)..... | 1 | 66-72 | 12074B | 12925B |
| 074I | Rear (w/o Boot) (A904)..... | 1 | 66-72 | 12074EA | 12925C |
| 074I | Rear (w/ Boot) (A904)..... | 1 | 73-04 | 12074D | 12925D |
| 074I | Rear (w/o Boot) (A904)..... | 1 | 73-04 | 12074E | 12925E |
| 074I | Rear (w/o Boot) (A500)..... | 1 | 88-04 | 36074 | 4743C |
| 074I | Rear (w/ Boot) (A500)..... | 1 | 88-04 | 36074B | 16695C |
| 074I | Rear (4wd, Transfer Case Adapter)..... | 1 | 60-04 | 12074J | 12925F |
| FRICTION PLATES | | | | | |
| 100G | Overdrive Brake (Waved) High Energy..... | 4-5 | 88-04 | 12100B | 12755 |
| 102G | Overdrive Direct..... | 6-8 | 88-04 | 12102 | 12740 |
| 102G | Overdrive Direct (Hi-Performance) (Red)..... | 6-8 | 88-04 | A12102HP | 12740R |
| 106E | Direct..... | 3-5 | 60-04 | 12106 | 12750A |
| 106E | Direct (Hi-Energy)..... | 3-5 | 60-04 | 12106A | 12750H |
| 106E | Direct (Hi-Performance) (Blue)..... | 3-5 | 60-04 | R12106HP | 12750X |
| 106E | Direct (Hi-Performance) (Red)..... | 3-5 | 60-04 | A12106HP | 12750AR |
| 108B | Forward..... | 3-4 | 60-04 | 12108 | 12760B |
| 108B | Forward (Hi-Energy)..... | 3-4 | 60-04 | 12108A | 12760H |
| 108B | Forward (Hi-Performance) (Blue)..... | 3-4 | 60-04 | R12108HP | 12760X |
| 108B | Forward (Hi-Performance) (Red)..... | 3-4 | 60-04 | A12108HP | 12760BR |
| STEEL PLATES | | | | | |
| 120G | Overdrive Brake (.068")..... | 2-3 | 88-04 | 12120 | 12756 |
| 122G | Overdrive Direct (.054")..... | 5-7 | 88-04 | 12122A | 12741A |
| 122G | Overdrive Direct (.069")..... | 5-7 | 88-04 | 12122 | 12741 |
| 126E | Direct (.068")..... | 3-4 | 60-98 | 12126 | 12751 |
| 126E | Direct (.068") (Kolene)..... | 3-4 | 60-98 | 12126K | 12751K |
| 126E | Direct (.088") (Oversized)..... | AR | 60-98 | 12126X | 12751X |
| 126E | Direct (.086") (V-Notched T)..... | 1 | 99-04 | 12126A | 12751B |
| 128B | Forward (.068")..... | 3-4 | 60-04 | 12126 | 12751 |
| 128B | Forward (.068") (Kolene)..... | 3-4 | 60-04 | 12126K | 12751K |
| 126B | Forward (.088") (Oversized)..... | AR | 60-04 | 12126X | 12751X |
| 139 | Steel Module (A904)..... | 1 | 60-98 | 12139 | N/A |
| 139 | Steel Module (A500)..... | 1 | 88-98 | 12139E | N/A |
| 139 | Steel Module (42RE, 44RE)..... | 1 | 99-04 | 12139EA | N/A |
| 139 | Steel Module (A500)..... | 1 | 88-98 | 12139E | N/A |
| 139 | Steel Module (42RE, 44RE)..... | 1 | 99-04 | 12139EA | N/A |
| PRESSURE PLATES | | | | | |
| Prefix Key: D = OEM, A = Aftermarket New, R = Remanufactured | | | | | |
| 140C | Pressure Plate, Overdrive Brake (.380")..... | 1 | 88-92 | 12140 | 12566 |
| 140C | Pressure Plate, Overdrive Brake (.215")..... | 1 | 93-04 | 12141 | 12566A |
| 141G | Reaction Plate, Overdrive Brake (.215")..... | 1 | 88-04 | 12141 | 12566A |
| 142G | Reaction Plate, Overdrive Direct (.085" Stepped to .215")..... | 1 | 88-04 | 22142 | 12567C |
| 142G | Reaction Plate, Overdrive Direct (.214")..... | 1 | 88-04 | 12142 | 12567A |
| 143G | Pressure Plate, Overdrive Direct (Rear)..... | 1 | 88-04 | 12143 | 12567 |
| 146E | Direct (Flat)..... | 1 | 60-04 | 12146 | 12564 |
| 148B | Forward (Flat)..... | 1 | 60-04 | 12146 | 12564 |
| VALVE BODY RECALIBRATION KITS | | | | | |
| 165D | Shift Kit® (A904) 3 Speed NoYoYo®, w/ Manual Valve (Transgo®)..... | 1 | 65-04 | T22165 | K22908B |
| 165D | Shift Kit® (A500) (Diesel) (Transgo®)..... | 1 | 88-03 | T22165B | TFOD-DIESEL |
| 165D | Shift Kit® (A500) (Gas) w/ & w/o Electronic Governor (Transgo®)..... | 1 | 89-02 | T22167 | TFOD-JR |

| ILL. | DESCRIPTION | QTY. | YEAR | PART NO. | REFERENCE NO. |
|--|--|------|-------|----------|---------------|
| VALVE BODY RECALIBRATION KITS (Cont.) | | | | | |
| 165D | Valve Body Kit (A904) (Exc Electronic) (Superior) | 1 | 62-94 | S22165 | 22C01 |
| 165D | Valve Body Kit, Gas & Diesel (A500) (Superior) | 1 | 88-98 | S22167 | 22C03 |
| 165D | Valve Body Kit, Gas & Diesel (A500) (Superior) | 1 | 99-04 | S22167A | 22C04 |
| 165D | Reprogramming Kit™, TF 3 Speed H.D. & Hi-Perf w/ Manual Valve (Transgo®)..... | 1 | 65-04 | T22169 | TF-1 |
| 165D | Reprogramming Kit™, TF 3 Speed Race; Back to Low At Any Speed (Transgo®) | 1 | 65-04 | T22171 | TF-2 |
| 165D | Reprogramming Kit™, TF 3 Speed Manual Shift Only; Instant Full Race (Transgo®) ... | 1 | 65-04 | T22173 | TF-3 |
| 165D | Reprogramming Kit™, TFOD, 4 Speed H.D. & Hi-Perf (Transgo®)..... | 1 | 88-04 | T22169B | TFOD-HD2 |
| 165D | Reprogramming Kit™, TFOD, 4 Speed Full Manual Control-Race (Transgo®) | 1 | 88-04 | T22173B | TFOD-3 |
| 165D | Sure Cure Kit, 42RH, 42RE (Sonnax)..... | 1 | 88-04 | S12174 | 12S03 |
| SEALING RINGS | | | | | |
| 175D | Ring Kit, (A904) Complete (can use 12175C)..... | 1 | 60-77 | 12175 | K12950A |
| 175D | Ring Kit, (A904) Complete (Combo) | 1 | 60-04 | 12175C | K12950B |
| 175D | Ring Kit, (A904) Short..... | 1 | 60-04 | 12175B | K12950S |
| 175D | Ring Kit (A500)..... | 1 | 88-04 | 12175E | K12950M |
| 175D | Ring Kit, 1-2 Accumulator (Viton D-Rings) | 1 | 78-04 | 12191K | K12900-3 |
| 177E | Input Shaft (Butt Joint) | 2 | 60-67 | 12177 | 12853 |
| 177E | Input Shaft (Lock Joint)..... | 1-2 | 68-04 | 12177A | 12853L |
| 179A | Stator Support (A904)..... | 2 | 60-04 | 12179 | 12600 |
| 179A | Stator Support (A500)..... | 2 | 88-04 | 12179A | 12600A |
| 189I | Governor Support (A904)..... | 2 | 60-04 | 12189 | 12850 |
| 189I | Governor Support (A500)..... | 2-3 | 88-04 | 12189B | 12850M |
| 192D | Accumulator Piston (Large)..... | 2 | 60-04 | 12192 | 12770 |
| THRUST WASHERS | | | | | |
| 200D | Washer Kit (A904) | 1 | 60-77 | 12200 | N/A |
| 200D | Washer Kit (A904) | 1 | 78-04 | 12200A | K12951B |
| 200D | Washer Kit (A500) (w/ Popular Selectives) | 1 | 88-04 | 12200B | K12951C |
| 200D | Shim Kit, End Play (Includes 3 Each of .015" & .025" Shims)..... | 1 | 88-04 | 22232K | N/A |
| 211A | Direct Drum (Front & Rear) (Fiber) .042" | 2 | 60-70 | 12211A | 12606 |
| 211A | Direct Drum (Front & Rear) (Fiber) (.062")..... | 2 | 71-04 | 12211 | 12606A |
| 213C | Overdrive Piston to Hub (.110")..... | 1 | 88-04 | 12213 | N/A |
| 213C | Overdrive Piston to Hub (.124")..... | 1 | 88-04 | 12213A | N/A |
| 213C | Overdrive Piston to Hub (.138")..... | 1 | 88-04 | 12213B | 12706A |
| 213C | Overdrive Piston to Hub (.155")..... | 1 | 88-04 | 12213C | 12706B |
| 213C | Overdrive Piston to Hub (.169")..... | 1 | 88-04 | 12213D | 12706C |
| 213C | Overdrive Piston to Hub (.184")..... | 1 | 88-04 | 12213E | 12706D |
| 213C | Overdrive Piston to Hub (.198")..... | 1 | 88-04 | 12213F | 12706E |
| 213C | Overdrive Piston to Hub (.213")..... | 1 | 88-04 | 12213G | 12706F |
| 213C | Overdrive Piston to Hub (.228")..... | 1 | 88-04 | 12213H | 12706G |
| 213C | Overdrive Piston to Hub (.243")..... | 1 | 88-04 | 12213J | 12706H |
| 233B | Output Shaft (.052") (Metal, 1 Internal Flat) | 1 | 76-78 | 12233B | 12705C |
| 233B | Output Shaft (.052") (Metal, 2 Internal Flats) | 1 | 79-89 | 12233C | 12705F |
| 233B | Output Shaft (.052") (Metal, 3 Tab)..... | 1 | 90-04 | 12233D | 12705M |
| 233B | Output Shaft (.068") (Metal, 1 Internal Flat) | 1 | 76-78 | 12233BA | 12705D |
| 233B | Output Shaft (.068") (Metal, 2 Internal Flats) | 1 | 79-89 | 12233CA | 12705G |
| 233B | Output Shaft (.068") (Metal, 3 Tab)..... | 1 | 90-04 | 12233DA | 12705N |
| 233B | Output Shaft (.083") (Fiber)..... | 1 | 60-75 | 12233AB | 12705B |
| 233B | Output Shaft (.083") (Metal, 1 Internal Flat) | 1 | 76-78 | 12233BB | 12705E |
| 233B | Output Shaft (.083") (Metal, 2 Internal Flats) | 1 | 79-89 | 12233CB | 12705H |
| 233B | Output Shaft (.083") (Metal, 3 Tab)..... | 1 | 90-04 | 12233DB | 12705P |
| 233B | Forward Drum to Output Shaft Race 3 Tab (.052") | 1 | 90-04 | 12233D | 12705M |
| 233B | Forward Drum to Output Shaft Race 3 Tab (.068") | 1 | 90-04 | 12233DA | 12705N |
| 233B | Forward Drum to Output Shaft Race 3 Tab (.083") | 1 | 90-04 | 12233DB | 12705P |

A500, A904

TORQUEFLITE TF-6**CHRYSLER A-500****A904 (30RH), A998 (31RH), A999 (32RH)****(40RH, 42RH; 42RE, 44RE - ELECTRONIC)**

| ILL. | DESCRIPTION | QTY. | YEAR | PART NO. | REFERENCE NO. |
|-------------------------------|---|------|-------|----------|---------------|
| THRUST WASHERS (Cont.) | | | | | |
| 234B | Forward Drum to Hub (1 5/8" ID) | 1 | 60-72 | 12234 | 12620A |
| 234B | Forward Drum to Hub (1 1/2" ID) | 1 | 73-04 | 12234A | 12620B |
| 238B | 3 Gear Front & Rear Planet (3 Outer Tangs)..... | 4 | 64-74 | 12238 | 12780E |
| 238B | 3 Gear Front & Rear Planet (3 Outer Tangs)..... | 4 | 74-04 | 12238A | 12780G |
| 238B | 4 Gear Front & Rear Planet (4 Inner Tangs) (2.625") | 2 | 80-04 | 12238C | 12780J |
| 238B | 4 Gear Front & Rear Planet (4 Outer Tangs) (2.750") | 4 | 74-79 | 12238B | 12780H |
| 238B | 4 Gear Front & Rear Planet (4 Outer Tangs) (3.125") | 2 | 74-04 | 12238D | 12780D |
| 239 | Shim, Under Washer # 238 to Reduce End Play (10 Per Kit) | 1 | 60-04 | 12239AK | 12780S |
| 254F | Rear Drum to Snap Ring (1 Tab)..... | 1 | 60-04 | 12254 | 12781 |
| BEARINGS & RACES | | | | | |
| 201D | Bearing Kit | 1 | 88-04 | 22201A | K12951M |
| 214C | Bearing, Overdrive Piston to Hub | 1 | 88-04 | 12214 | 21782 |
| 220D | Bearing & Thrust Plate, Overdrive Planet to Hub (Update)..... | 1 | 88-04 | 12220 | 12963 |
| 221D | Bearing, Overdrive Planet to Hub (3.853" OD) (Use 12220) | 1 | 88-04 | 12221A | 12721A |
| 222H | Bearing, Overdrive Inner Sprag Race to Output Shaft (3.210" OD) | 1 | 88-04 | 12222 | 12721 |
| 232B | Race, Output Shaft Cup | 1 | 88-89 | 12232 | 12705K |
| 232B | Race, Output Shaft Plate Cup | 1 | 90-04 | 12232A | 12705L |
| 257 | Bearing, Case Repair (A904) | 1 | 62-04 | 22257 | N/A |
| 271D | Bearing, Output Shaft (Front) (A500) | 1 | 88-04 | 12271 | 22976A |
| 272I | Bearing, Output Shaft (Rear) (A500) | 1 | 88-04 | 22272A | 22976 |
| 272I | Bearing, Output Shaft (2.445" OD) (A904 Exc 00-Up Jeep)..... | 1 | 66-04 | 12272 | 12976 |
| 272I | Bearing, Output Shaft (2.835" OD) (A904 Jeep)..... | 1 | 00-04 | 22272AA | 12976J |
| 272I | Bearing, Output Shaft (w/ Bolt-On Yoke) | 1 | 62-04 | 22272B | N/A |
| SHIMS & SPACERS | | | | | |
| N.I. | Shim Kit, Overdrive Set Up | 1 | 88-04 | 12213K | K12706S |
| N.I. | Shim Kit, End Play (Includes 3 Each of .015" & .025" Shims) | 1 | 88-04 | 22232K | N/A |
| 215C | Spacer, Intermediate Shaft to Overdrive Planet (.158") | 1 | 88-04 | 12215 | 12708A |
| 215C | Spacer, Intermediate Shaft to Overdrive Planet (.175") | 1 | 88-04 | 12215A | 12708B |
| 215C | Spacer, Intermediate Shaft to Overdrive Planet (.193") | 1 | 88-04 | 12215B | 12708C |
| 215C | Spacer, Intermediate Shaft to Overdrive Planet (.211") | 1 | 88-04 | 12215C | 12708D |
| 239 | Shim, Under Washer # 238 to Reduce End Play (10 Per Kit) | 1 | 88-04 | 12239AK | 12780S |
| GASKETS & O-RINGS | | | | | |
| 300D | Gasket, Pan (Cork) | 1 | 60-04 | 12300 | 3795LX |
| 300D | Gasket, Pan (Fiber) | 1 | 60-04 | 12300F | 3795F |
| 300D | Gasket, Pan (Molded Rubber) | 1 | 60-04 | 12300W | 3795R |
| 300D | Gasket, Pan (Cork) Colt (Fiber = 12300DF)..... | 1 | 60-04 | 12300D | 13332X |
| 305I | Gasket, Extension Housing to Case (A904) | 1 | 66-04 | 22305AB | 13253 |
| 305I | Gasket, Extension Housing to Case (A500) | 1 | 88-04 | 12305AF | 13253B |
| 305I | Gasket, Overdrive Clutch Piston Retainer to Case | 1 | 88-04 | 12305C | 13253A |
| 305I | Gasket, Output Shaft Bearing Cover | 1 | 66-04 | 12305J | 13254 |
| 309 | Gasket, Pump Bolt Washer | 1 | 60-04 | 44309 | 13268A |
| 310A | Gasket, Front Pump | 1 | 60-04 | 12310 | 3572L |
| 311A | O-Ring, Front Pump | 1 | 60-04 | 12311 | 3847L |
| 320 | Gasket Kit, Valve Body (Aftermarket Upgrade) | 1 | 88-04 | 12320AK | K13412 |
| 328D | Gasket, Solenoid | 1 | 88-04 | 12328A | 13904 |
| 328D | Gasket, Governor Solenoid Body | 1 | 93-04 | 12328B | N/A |
| 349C | Seal, Throttle Lever Shaft | 1 | 60-04 | 12349 | 13207 |
| 363D | Lip Seal, Reverse Servo Piston Seal | 1 | 60-04 | 12363A | 13208 |
| 368I | O-Ring, Speed-O Housing (Red)..... | 1 | 66-04 | 12368 | 3301AL |
| 371C | Boot, Filler Tube | 1 | 97-04 | 12371 | 13925C |
| 371C | O-Ring, Filler Tube..... | 1 | 66-04 | 44371A | 3291L |
| 377D | Gasket/Washer, Neutral Switch | 1 | 66-04 | 12377A | 2627W |
| N.I. | External Seal Kit (A904) | 1 | 66-04 | 12390 | SK12900-2 |

CHRYSLER A-500

(40RH, 42RH; 42RE, 44RE - ELECTRONIC)

TORQUEFLITE TF-6

A904 (30RH), A998 (31RH), A999 (32RH)

| ILL. | DESCRIPTION | QTY. | YEAR | PART NO. | REFERENCE NO. |
|---|---|------|-------|----------|---------------|
| TECHNICAL MANUALS | | | | | |
| 400D | Tech Manual (A904)..... | 1 | 60-04 | 12400 | 12Y01 |
| 400D | Tech Manual, A500 (42RH)..... | 1 | 88-04 | 12400E | 12Y03 |
| 400D | Tech Manual, A500SE (42RE)..... | 1 | 88-04 | 12400EA | 12Y04 |
| ELECTRICAL COMPONENTS | | | | | |
| 410D | Neutral Safety Switch, 3 Prong (Long)..... | 1 | 69-77 | 12410 | 15A-627B |
| 410D | Neutral Safety Switch, 3 Prong (Short)..... | 1 | 78-97 | 12410A | 15A-627C |
| 410D | Neutral Safety Switch/ Back-up Light (3 Prong Screw in)..... | 1 | 98-04 | 12410C | 15A-627E |
| 410D | Neutral Safety Switch/ Back-up Light (5 Prong Push in)..... | 1 | 01-04 | 12410D | 15A-627F |
| 410D | Neutral Safety Switch MLPS Adapter (Late to Early Case)..... | 1 | 88-04 | 12410E | 22421 |
| 415 | Sensor, Governor Pressure (Transducer) (3 Pin)..... | 1 | 93-95 | 12415A | 20A-120 |
| 415 | Sensor, Governor Pressure (Transducer) (4 Pin Round Connector)..... | 1 | 96-00 | 12415B | 20A-120A |
| 415 | Sensor, Governor Pressure (Transducer) (4 Pin Rectangular Connector)..... | 1 | 00-04 | 12415C | 20A-120B |
| 420D | Solenoid, Overdrive (Single) (No TCC)..... | 1 | 89-95 | 22420 | 5A-301A |
| 420D | Solenoid, OD/TCC (Dual) (3 Pin Case Connector)..... | 1 | 90-95 | 12420 | 5A-301 |
| 420D | Solenoid Kit, Includes 12420B & 12415B (Some 2000)..... | 1 | 96-00 | 12420BK | 5A-302K |
| 420D | Solenoid, OD/TCC (Dual) (8 Pin Round & 4 Pin Oval Connector) (use w/ 12415B)..... | 1 | 96-99 | 12420B | 5A-302A |
| 420D | Solenoid, OD/TCC (Dual) (8 Pin Round & 4 Pin Rect Connector) (use w/ 12415C)..... | 1 | 00-04 | 12420C | 5A-302B |
| 425D | Solenoid, Lock-Up (TCC) (1 Wire) (A904)..... | 1 | 87-96 | 12425 | 5A-304 |
| 425D | Solenoid, Lock-Up (TCC) (2 Wire) (A904)..... | 1 | 97-04 | 12425A | 5A-304A |
| 432 | Solenoid, Governor Pressure..... | 1 | 93-04 | 12432A | 5A-303 |
| 432 | Repair Kit, Governor Solenoid w/ Tool Kits (Transgo) Will Repair 6 Units..... | 1 | 95-05 | T12432RK | 5A-303K |
| 436 | Sensor, Output Speed (VSS) (A500ES, 42RE, 44RE)..... | 1 | 94-04 | 92436 | 20A-103 |
| 444D | Connector, Case (Pass Thru)..... | 1 | 87-04 | 12444A | 25A-121 |
| 446 | Connector, Neutral Safety Switch (use with 12410 & 12410A)..... | 1 | 69-04 | 12446 | N/A |
| 445 | Repair Kit, Harness (Solenoid)..... | 1 | 94-04 | 12445BK | 35R-302 |
| 445 | Repair Kit, Harness (Neutral Safety Switch)..... | 1 | 88-04 | 12445CK | 35A-627C |
| HARD PARTS | | | | | |
| Prefix Key: D = OEM, A = Aftermarket New, R = Remanufactured | | | | | |
| PUMPS | | | | | |
| 500A | Pump, Non Lock-Up..... | 1 | 68-74 | 12500A | 12200A |
| 500A | Pump, Non Lock-Up (2 Rings on Input Shaft)..... | 1 | 78-92 | 12500AB | 12200B |
| 500A | Pump, Lock-Up (2 Lugs on Inner Pump Gear) (Exc Colt)..... | 1 | 78-92 | 12500C | 12200C |
| 500A | Pump, Lock-Up (Flats on Inner Pump Gear) (Direct Drum has 1 Bushing) (2.245"OD Seal)..... | 1 | 93-94 | 12500CA | 12200F |
| 500A | Pump, Lock-Up (Flats on Inner Pump Gear) (Direct Drum has 2 Bushings) 13 Hole Gasket..... | 1 | 93-94 | 12500CC | 12200G |
| 500A | Pump, Lock-Up (Flats on Inner Pump Gear) (Direct Drum has 2 Bushings) 14 Hole Gasket..... | 1 | 95-04 | 12500CG | 12200J |
| 530A | Pump Gears (w/ 2 Lugs on Inner Gear) (.7460"-.7470")..... | 1 | 60-77 | 12530 | K12201 |
| 530A | Pump Gears (w/ 2 Lugs on Inner Gear) (.7476"-.7486")..... | 1 | 78-92 | 12530A | K12201A |
| 530A | Pump Gears (w/ 2 Lugs on Inner Gear) (.7487"-.7497")..... | 1 | 78-92 | 12530B | K12201B |
| 530A | Pump Gears (w/ 2 Flats on Inner Gear)..... | 1 | 93-04 | 12530C | K12201F |
| DRUMS & CLUTCH HUBS | | | | | |
| 554E | Forward, Lock-Up (3 Clutch, 22 Spline)..... | 1 | 90-04 | 12554J | 12122D |
| 554E | Forward, Lock-Up (4 Clutch, 26 Spline)..... | 1 | 88-89 | 12554D | 12122 |
| 554E | Forward, Lock-Up (4 Clutch, 26 Spline)..... | 1 | 90-04 | 12554E | 12122A |
| 555A | Direct, 4 Clutch (6" OD At Lugs) (1 Bushing)..... | 1 | 71-89 | 12555 | 12560B |
| 555A | Direct, 5 Clutch (6" OD At Lugs) (1 Bushing)..... | 1 | 76-90 | 12555A | 12560G |
| 555A | Direct, 4 Clutch (6 1/4" OD At Lugs) (2 Bushings)..... | 1 | 93-04 | 12555C | 12560H |
| 555A | Direct, 5 Clutch (6 1/4" OD At Lugs) (2 Bushings)..... | 1 | 93-04 | 12555B | 12560J |
| 556F | Reverse (No Washer Under the Support Snap Ring)..... | 1 | 88-04 | 12556A | 12156A |
| 556F | Reverse (Washer Under the Support Snap Ring)..... | 1 | 90-04 | 12556B | 12156 |
| 565E | Piston Kit, Direct Drum (4 & 5 Clutch) (6 1/4" OD at Lugs)..... | 1 | 90-04 | 12565B | N/A |
| 565E | Piston Kit, Direct Drum (No Seal)..... | 1 | 98-04 | 12565D | N/A |
| 570D | Clutch Hub, Overdrive (3" Tall)..... | 1 | 88-04 | 12570 | 12968-R |

A500, A904

TORQUEFLITE TF-6

A904 (30RH), A998 (31RH), A999 (32RH)

CHRYSLER A-500

(40RH, 42RH; 42RE, 44RE - ELECTRONIC)

| ILL. | DESCRIPTION | QTY. | YEAR | PART NO. | REFERENCE NO. |
|---|--|------|-------|------------|---------------|
| PLANETS | | | | | |
| 580H | Overdrive, 4 Gear (22 Degree Angled Teeth)..... | 1 | 88-93 | 12580A | 12965 |
| 580H | Overdrive, 4 Gear (15 Degree Angled Teeth)..... | 1 | 94-04 | 12580AB | 12965C |
| 580H | Overdrive, 5 Gear (22 Degree Angled Teeth)..... | 1 | 88-93 | 12580B | 12965A |
| 580H | Overdrive, 5 Gear (15 Degree Angled Teeth)..... | 1 | 94-04 | 12580BB | 12965D |
| 580H | Overdrive, 6 Gear (15 Degree Angled Teeth) (Used w/ 12590AB & 12610AB) | 1 | 94-04 | 12580BC | N/A |
| 580H | Overdrive Planet Kit, 4 Gear (22 Degree Angled Teeth) | 1 | 88-93 | 12580AK | N/A |
| 580H | Overdrive Planet Kit, 4 Gear (15 Degree Angled Teeth) | 1 | 94-04 | 12580ABK | N/A |
| 580H | Overdrive Planet Kit, 5 Gear (22 Degree Angled Teeth) | 1 | 88-93 | 12580BAK | K12970 |
| 580H | Overdrive Planet Kit, 5 Gear (Retros All Angled Teeth) | 1 | 88-93 | 12580BBK-1 | K12970B |
| 580H | Overdrive Planet Kit, 6 Gear (Retros All Angled Teeth) | 1 | 88-04 | 12580BCK | N/A |
| 582B | Front, 4 Gear, Steel (Large, Uses 5" OD Ring Gear) (w/ Ring Gear)..... | 1 | 60-04 | 12582B | 12954 |
| 584F | Rear, 4 Gear, Steel..... | 1 | 74-04 | 12584B | N/A |
| 584F | Rear Planet Kit, 4 Gear, Steel (w/ Ring Gear) | 1 | 88-04 | 12584BK | 12955 |
| 590H | Ring Gear, Overdrive (Straight Teeth) | 1 | 88-04 | 12590AA | 22966 |
| 590H | Ring Gear, Overdrive (22 Degree Angled Teeth) | 1 | 88-93 | 12590A | 12966 |
| 590H | Ring Gear, Overdrive (15 Degree Angled Teeth) | 1 | 94-04 | 12590AB | 12966C |
| 592B | Ring Gear w/ Hub, Front (4 3/8" OD For Small Plan) | 1 | 60-04 | 12592 | N/A |
| 592B | Ring Gear w/ Hub, Front (5" OD For Large Plan) (1 Tab Washer) | 1 | 60-04 | 12592A | N/A |
| 592B | Ring Gear w/ Hub, Front (5" OD For Large Plan) (2 Tab Washer) | 1 | 60-04 | 12592B | N/A |
| 594F | Ring Gear w/ Hub, Rear..... | 1 | 60-04 | 12594 | N/A |
| SUN GEARS, SHELLS & SUPPORTS | | | | | |
| 610H | Sun Gear, Overdrive (Straight Teeth) | 1 | 88-04 | 12610AA | 12964A |
| 610H | Sun Gear, Overdrive (22 Degree Angled Teeth) | 1 | 88-93 | 12610A | 12964 |
| 610H | Sun Gear, Overdrive (15 Degree Angled Teeth) | 1 | 94-04 | 12610AB | 12964C |
| 612F | Sun Gear, Front/ Rear Planet (28 T / 28 T) | 1 | 60-04 | 12612 | N/A |
| 612F | Sun Gear, Front/ Rear Planet (38 T / 28 T) | 1 | 78-04 | 12612B | N/A |
| 622F | Shell (Large Planet, Uses 5" OD Ring Gear) 6 1/8" OD At Lugs | 1 | 78-04 | 12622A | N/A |
| 622F | Shell (Large Planet, Uses 5" OD Ring Gear) 6 3/8" OD At Lugs | 1 | 88-04 | 12622B | 12957 |
| 622F | Sun Gear & Shell (Large Planet, Uses 5" OD Ring Gear) 6 1/8" OD At Lugs..... | 1 | 78-04 | 12622AK | 12956 |
| 622F | Sun Gear & Shell (Large Planet, Uses 5" OD Ring Gear) 6 3/8" OD At Lugs..... | 1 | 92-04 | 12622BK | 12956A |
| 634C | Output Shaft Support, 4 Bolt (A904)..... | 1 | 66-89 | 12634 | 12782 |
| 634C | Output Shaft Support, 6 Bolt (A904)..... | 1 | 88-04 | 12634A | 12782A |
| 634C | Support, OD Piston Housing (Retros all w/ or w/o Governor Feed Holes)..... | 1 | 88-04 | 12634B | 12782B |
| 634C | Support, OD Piston Housing (w/o Governor Feed Holes)..... | 1 | 94-04 | 12634C | 12782C |
| SPRAGS | | | | | |
| 650H | Sprag, Overrun Clutch (Overdrive) | 1 | 88-04 | 12650 | 12960M |
| 654C | Sprag, Rear (10 Spring & Rollers) | 1 | 64-88 | 12654 | K12960A |
| 654C | Sprag, Rear (12 Spring & Rollers) | 1 | 88-04 | 54654A | 32502AH |
| 660H | Inner Race, Overdrive Sprag | 1 | 88-04 | 12660 | 12962B |
| 664F | Inner Race, Rear Sprag (Slide on)..... | 1 | 60-04 | 12664 | 12962 |
| 665C | Outer Race Kit (Bolt In Race & Retainer for 4 Bolt Supports) (A904) | 1 | 60-89 | 12665K | K12961A |
| SHAFTS | | | | | |
| 674G | Intermediate Shaft..... | 1 | 88-Up | 12674 | 12978 |
| 674G | Intermediate Shaft Plug & Pilot Kit | 1 | 88-04 | 22674-1K | K12973 |
| 678D | Output Shaft, 2wd (1 1/16" Long Key-Way Slot) | 1 | 88-04 | 12678E | 22988 |
| 678D | Output Shaft, 2wd (1 7/16" Long Key-Way Slot) | 1 | 88-04 | 12678EA | N/A |
| 678D | Output Shaft, 4wd (5 1/4" Long) (1 1/8" Spline Length) (w/ Pilot on Tr Case End)..... | 1 | 88-04 | 12678G | 22988C |
| 678D | Output Shaft, 4wd (5 1/4" Long) (1 7/8" Spline Length) (No Pilot on Tr Case End) | 1 | 88-04 | 12678GA | 22988B |
| 678D | Output Shaft, 4wd (9 1/4" Long) (1 1/16" Long Key-Way Slot) | 1 | 88-04 | 12678F | 22988A |
| 678D | Output Shaft, 4wd (9 1/4" Long) (1 7/16" Long Key-Way Slot) | 1 | 88-04 | 12678FA | N/A |
| 678G | Output Shaft, 4wd (12 1/4") (Eagle) (A904) | 1 | 60-04 | 12678C | N/A |
| 678D | Pin, Washer Guide (Presses Into End of Shaft)..... | 1 | 88-89 | 12678P | N/A |

CHRYSLER A-500

(40RH, 42RH; 42RE, 44RE - ELECTRONIC)

TORQUEFLITE TF-6

A904 (30RH), A998 (31RH), A999 (32RH)

| ILL. | DESCRIPTION | QTY. | YEAR | PART NO. | REFERENCE NO. |
|------------------------------|---|------|-------|----------|---------------|
| GOVERNORS | | | | | |
| 680I | Governor w/ Support (A904) | 1 | 78-04 | 12680K | 12972 |
| 680I | Governor w/ Support (A500) | 1 | 88-04 | 22685AK | 22979 |
| 681 | Governor Valve, Steel (Replaces Aluminum) | 1 | 90-04 | A22681 | 22979V |
| 681 | Governor Valve, Aluminum | 1 | 60-04 | S22681 | N/A |
| 697I | Retainer, Governor Support (A500)..... | 1 | 88-04 | 12697 | 22982 |
| VALVE BODIES | | | | | |
| 740D | Valve Body (Premium) (A904) Non Lock-up | 1 | 78-86 | 12740-1 | P12990 |
| 740D | Valve Body (Premium) (A904) Lock-up (No Solenoid)..... | 1 | 78-86 | 12740-2 | P12990C |
| 740D | Valve Body (Premium) (A904) Lock-up (1 Wire Solenoid) | 1 | 87-04 | 12740-3 | P12990A |
| 740D | Valve Body (Premium) (A904) Lock-up (2 Wire Solenoid, Small Port) | 1 | 94-95 | 12740-4 | P12990L |
| 740D | Valve Body (Premium) (A904) Lock-up (2 Wire Solenoid, Large Port) | 1 | 95-04 | 12740-5 | P12990M |
| 740D | Valve Body (Premium) (A500) No Boost Valve, No Boost Tube..... | 1 | 88-92 | 12740-6 | P12990B |
| 740D | Valve Body (Premium) (A500) w/ Boost Valve, w/ Boost Tube..... | 1 | 92-95 | 12740-8 | P12990F |
| 740D | Valve Body (Premium) (42RE, 44RE) w/ Small Port, Square Connector..... | 1 | 94-04 | 12740-9 | P12990E |
| 740D | Valve Body (Premium) (42RE, 44RE) w/ Large Port, Square Connector..... | 1 | 95-99 | 12740-10 | P12990G |
| 740D | Valve Body (Premium) (42RE, 44RE) w/ Small Port, Rect. Connector | 1 | 99-04 | 12740-11 | P12990J |
| 740D | Valve Body (Premium) (42RE, 44RE) w/ Large Port, Rect. Connector | 1 | 99-04 | 12740-12 | P12990H |
| VALVE BODY COMPONENTS | | | | | |
| 741D | Clip, TCC Boost Valve (A500) | 1 | 88-04 | 22741CEK | 12895 |
| 741D | Spring, Lock-Up (A904) | 1 | 60-04 | 12741C-3 | 22981 |
| 741D | Rooster Comb, Manual Valve Selector Lever (A904) | 1 | 70-04 | 22741VBL | 22420 |
| 741D | Valve Kit, Press Regular Sleeve & .200" Plug | 1 | 60-04 | 22741FK | K12977A |
| 741D | Valve Kit, Press Regular Sleeve & .264" Plug | 1 | 60-04 | 22741FAK | K12977D |
| 741D | Valve Kit, Throttle | 1 | 60-04 | 22741NK | K12978 |
| 741D | Valve Kit, Throttle (Oversized) (req T-F-22771-TL, T-VB-Fix) (Repl 22741NAK) | 1 | 60-04 | 22741NCK | K12978D |
| 741D | Valve Kit, Throttle (w/ Plunger) (No Stick Steel Replaces Aluminum) (A500)..... | 1 | 88-04 | 22741NBK | N/A |
| 741D | Valve, 4-Spooled Switch (A500) | 1 | 88-04 | 22741A-1 | 12979 |
| 741D | Valve, Manual..... | 1 | 60-04 | 22741M | 12983 |
| 741D | Valve, Pressure Regulator | 1 | 60-04 | 22741P | 12982 |
| 741D | Valve, Pressure Regulator (Oversized) (req T-F-22771A-TL7 & T-VB-Fix) | 1 | 88-04 | 22741PAK | K12982B |
| 741D | Valve, Pressure Regulator (Modified) (A904) | 1 | 62-77 | 22741PB | 12982E |
| 747 | Plate, Universal Valve Body To Case, w/o Boost Tube (A500) | 1 | 88-94 | 12747C | 12993 |
| 747 | Plate, Universal Valve Body To Case, w/ Boost Tube (A500)..... | 1 | 95-04 | 12747EC | 12993A |
| 747 | Plate, Universal Valve Body To Case, w/ Boost Tube & 4 Land Switch Valve (A500).... | 1 | 95-04 | 22747C | 12993C |
| CASES & HOUSINGS | | | | | |
| 760C | Case, 5 7/8" Top Bolts, 1 1/8" OD Case Connector, Pass. Side Starter, | 1 | 88-94 | 12760P | N/A |
| 760C | Case, 7 3/4" Top Bolts, 1 1/8" OD Case Connector, Driver Side Starter | 1 | 88-04 | 12760M | N/A |
| 760C | Case, 7 3/4" Top Bolts, 15/16" OD Case Connector, Driver Side Starter, | 1 | 88-04 | 12760L | N/A |
| 765D | Pan, w/o Step in Bottom..... | 1 | 88-04 | 12765B | N/A |
| 765D | Pan, w/ Step In Bottom for Electronic Trans | 1 | 88-04 | 12765C | N/A |
| 770G | Extension Housing, 2wd (A904) | 1 | 60-04 | 12770 | N/A |
| 770I | Extension Housing, 2wd (w/ Speed Sensor) | 1 | 90-96 | 12770DA | N/A |
| 770I | Extension Housing, 2wd (w/o Speed Sensor)..... | 1 | 90-96 | 12770BA | 22991 |
| 770I | Extension Housing, 4wd (11" Long, Offset Bosses) | 1 | 97-Up | 12770E | 22991B |
| 770I | Extension Housing, 4wd (11" Long, Even Bosses) | 1 | 97-Up | 12770EA | 22991C |
| 770I | Extension Housing, 4wd (16" Long)..... | 1 | 97-Up | 12770CA | 22991A |
| 843 | Bracket, Solenoid Hold Down (use w/ 12415C, 12420C) | 1 | 88-04 | 12843A | N/A |
| 844I | Key, Holds Governor Support Aligned on Output Shaft | 1 | 88-04 | 12844 | N/A |

A500, A904

