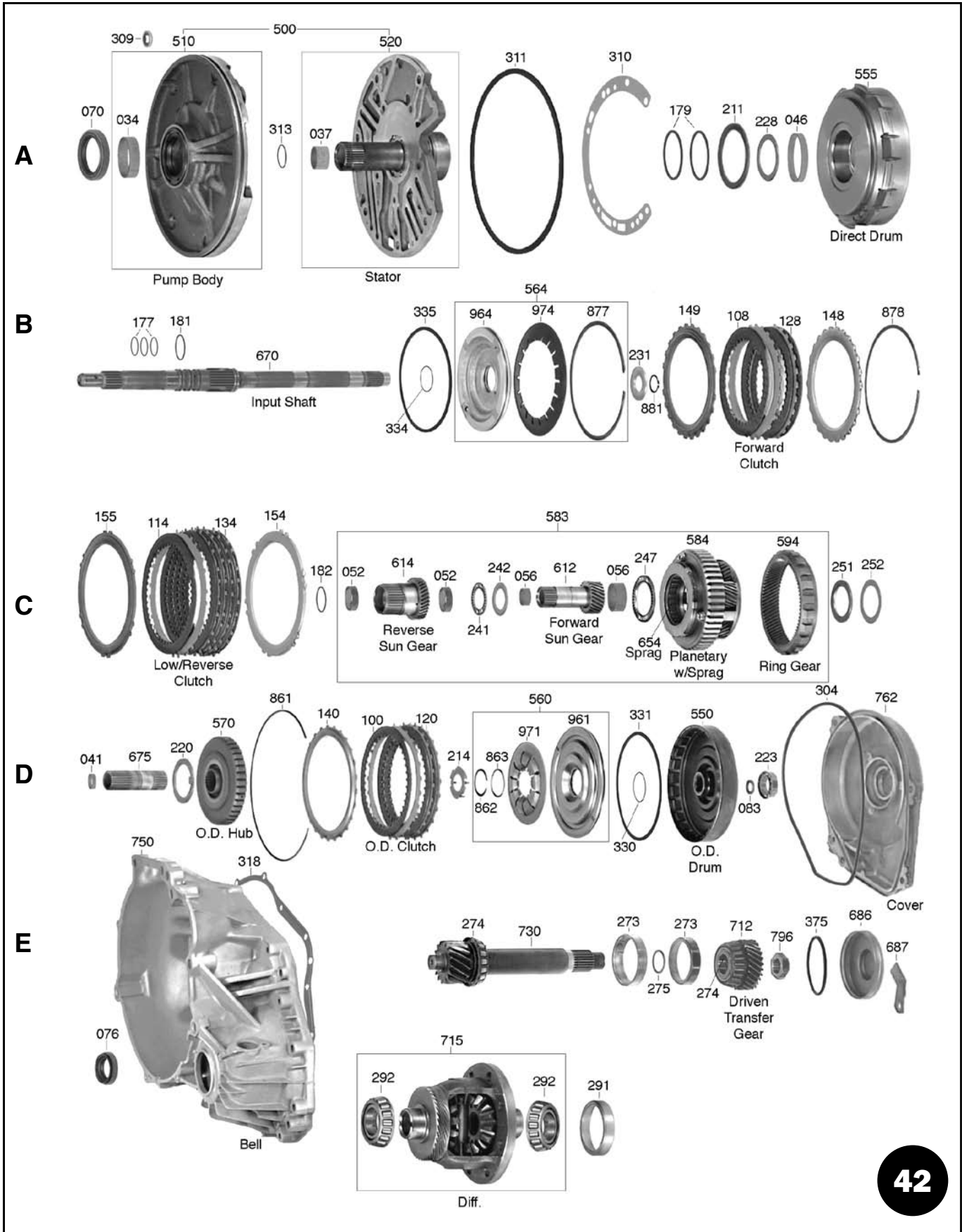
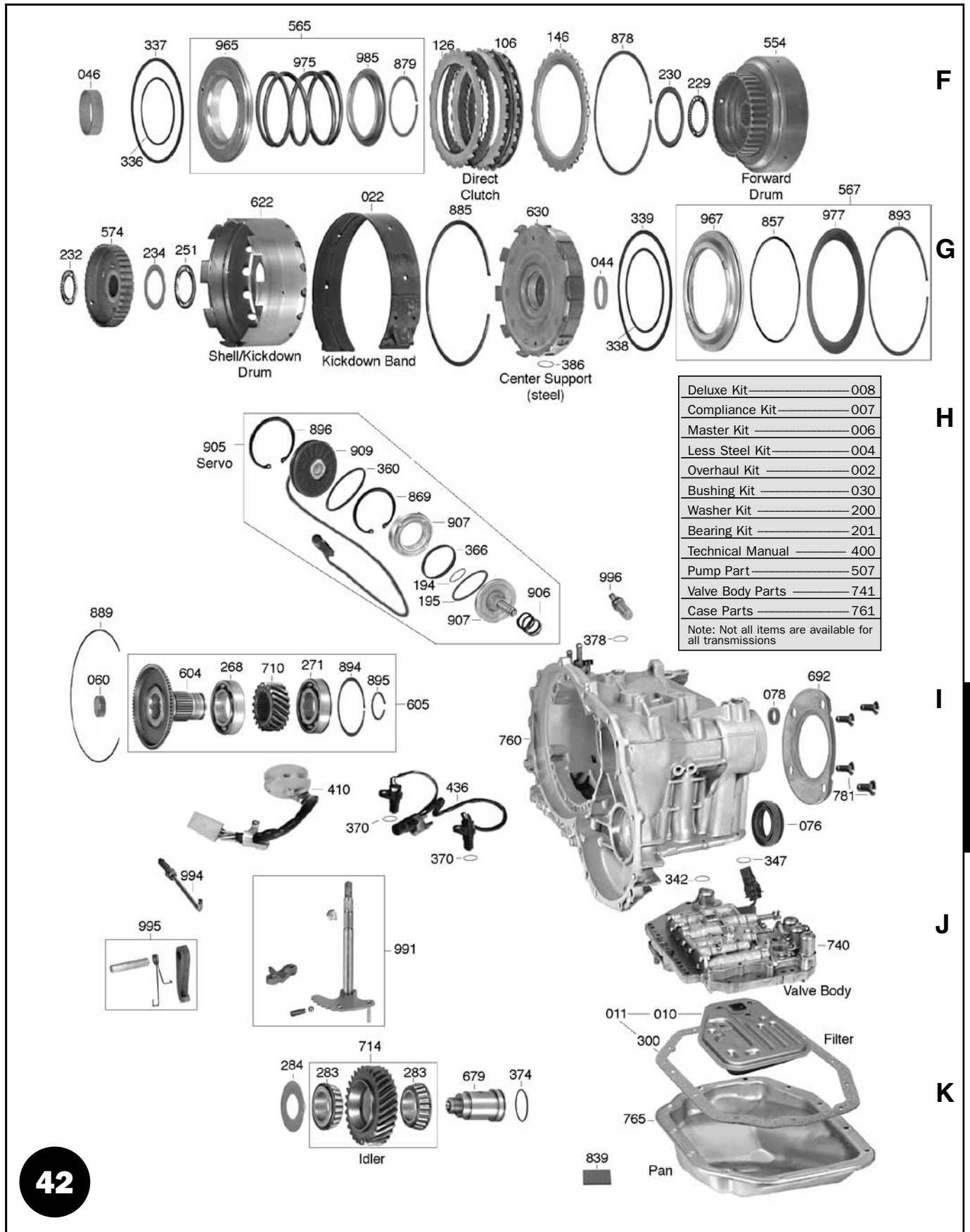


MITSUBISHI KM F4/W4/A4





MITSUBISHI

KM F4/W4/A4

ILL.	DESCRIPTION	QTY.	YEAR	PART NO.	REFERENCE NO.
MASTER OVERHAUL KITS (WITH STEELS)					
006H	KM170, 171, 172 (3 Speed)	1	79-88	42006AF	K6300B
006H	KM171-5, 172-5, F3A21, F3A22 (3 Speed)	1	89-Up	42006HF	K6300G
006H	KM175, 175-1, 175-2 (4 Speed)	1	85-88	42006CF	K6300D
006H	KM175-5, 176-5, F4A21, F4A22 (4 Speed)	1	89-Up	42006EF	K6300H
006H	KM177 (4 Speed)	1	87-88	42006PF	K6300E
006H	KM177-8, F4A23 (4 Speed)	1	89-Up	42006EF	K6300H
006H	A4AF-1, A4AF-2 (Accent, Scoupe) (F4A32)	1	93-99	42006KF	N/A
006H	A4BF-1 (Elantra & Tiburon) (F4A32)	1	96-99	42006LF	K6300K
006H	A4BF-3 (Accent)	1	00-Up	42006KAF	K6300N
006H	A4BF-3 (Elantra, Tiburon)	1	00-01	42006LAF	K6300M
006H	F4A33-1, W4A33-1 (1)	1	91-Up	42006MF	K6300J
006H	W4A32-1 (1)	1	91-97	42006NF	K6300L
LESS STEEL KITS					
004H	KM170, 171, 172 (3 Speed)	1	79-88	42004AF	K6300B-LS
004H	KM171-5, 172-5, F3A21, F3A22 (3 Speed)	1	89-Up	42004HF	K6300G-LS
004H	KM175, 175-1, 175-2 (4 Speed)	1	85-88	42004CF	K6300D-LS
004H	KM175-5, 176-5, F4A21, F4A22 (4 Speed)	1	89-Up	42004EF	K6300H-LS
004H	KM177 (4 Speed)	1	87-88	42004PF	K6300E-LS
004H	KM177-8, F4A23 (4 Speed)	1	89-Up	42004EF	K6300H-LS
004H	A4AF-1, A4AF-2 (Accent, Scoupe) (F4A32)	1	93-99	42004KF	N/A
004H	A4BF-1 (Elantra & Tiburon) (F4A32)	1	96-99	42004LF	K6300K-LS
004H	A4BF-3 (Accent)	1	00-Up	42004KAF	K6300N-LS
004H	A4BF-3 (Elantra, Tiburon)	1	00-01	42004LAF	K6300M-LS
004H	F4A33-1, W4A33-1 (1)	1	91-Up	42004MF	K6300J-LS
004H	W4A32-1 (1)	1	91-97	42004NF	K6300L-LS
OVERHAUL KITS (W/ RINGS & SEALS)					
002H	KM170, 171, 172 (3 Speed)	1	79-88	42002AF	K63900C
002H	KM171-5, 172-5, F3A21, F3A22 (3 Speed)	1	89-Up	42002HF	K63900G
002H	KM175, 175-1, 175-2, KM177 (4 Speed)	1	85-88	42002CF	K63900D
002H	KM175-5, 176-5, 177-8, F4A21, F4A22, F4A23 (4 Speed)	1	89-Up	42002EF	K63900H
002H	A4AF-1, A4AF-2, A4BF-1 (F4A32)	1	93-99	42002LF	K63900K
002H	A4BF-3	1	00-Up	42002LAF	K63900M
002H	F4A33-1, W4A33-1, W4A32-1 (1)	1	91-Up	42002MF	K63900J
	(1) W4A32-1, W4A33-1 Transfer Case Parts, Also Order 42001MA	1	91-Up	42001MA	K63900T-4
FILTER KITS					
011K	KM's 1979-81	1	79-81	42011A	FK63800
011K	KM's 1982-87 Incl KM172 (Also Fits 1988-Up KM172 & 89 Hyundai)	1	82-87	42011EA	FK63800A
011K	KM's 1988-1/92 (Exc. 1988-Up KM172 & 89 Hyundai)	1	88-92	42011P	FK63800C
011K	KM's 1/92-Up	1	92-Up	42011E	FK63800E
011K	A4AF-1, A4AF-2, A4BF-1 (F4A32)	1	93-99	42011L	FK63800K
011K	A4BF-3	1	00-Up	42011LA	FK63800L
011K	F4A33-1, W4A33-1, W4A32-1	1	91-Up	42011M	FK63800D
FILTERS (Photos see page 443)					
010K	KM's 1979-81	1	79-81	42010A	63800
010K	KM's 1982-87 Incl KM172 (Also Fits 1988 KM172)	1	82-87	42010EA	63800A
010K	KM's 1988-1/92 (Exc. 1988 KM172)	1	88-92	42010P	63800C
010K	KM's 1/92-Up	1	92-Up	42010E	63800E
010K	A4AF-1, A4AF-2, A4BF-1 (F4A32)	1	93-99	42010L	63800K
010K	A4BF-3	1	00-Up	42010LA	63800L
010K	F4A33-1, W4A33-1, W4A32-1	1	91-Up	42010M	63800D

ILL.	DESCRIPTION	QTY.	YEAR	PART NO.	REFERENCE NO.
BANDS					
Prefix Key: B = Borg Warner, A = OEM (Exc. BW), N = All Other New, R = Relined					
022G	Kickdown (1.562" Wide)	1	79-Up	42022A	63700
022G	Kickdown (1.732" Wide)	1	79-Up	42022G	63700B
022G	Kickdown (2.362" Wide)	1	91-Up	42022M	63700A
BUSHINGS					
030H	Bushing Kit, All KM's (Combo)	1	79-Up	42030AC	N/A
030H	Bushing Kit, KM171-5, 175-5, 176-5, 177-8	1	89-Up	42030E	K63901F
030F	Bushing Kit, F4A33-1	1	91-Up	42030G	N/A
034A	Bushing Kit, All KM (Pump Body & Stator Bushing Only)	1	79-Up	42034AK	K63901A
034A	Pump Body (All)	1	79-Up	42034A	63001
037A	Stator Support (.945" OD)	1	79-88	42037A	63002
037A	Stator Support (.988" OD) (All 89-Up)	1	89-Up	42037E	63002A
041D	Overdrive Shaft (.732" ID)	1	85-88	42056C	63012
041D	Overdrive Shaft (.808" ID) (All 89-Up)	1	89-Up	42056E	63012A
044G	Center Support (1.537" ID) KM170, 171	1	79-88	42044A	63011
044G	Center Support (Front) (1.699" ID) (Exc. KM170, 171)	1	83-Up	42044C	63005
044G	Center Support (Rear) (1.576" ID)	1	83-88	42044CR	63004
046A	Direct Drum (Wide) KM170, 171, 172, 175	1	79-88	42046A	63003
046A	Direct Drum (Wide) KM 171-5, 176-5	1	89-Up	42046A	63003A
046A	Direct Drum (Rear) (2.047" ID) (Exc. KM171-5, 176-5)	1	89-Up	42046ER	63003C
046A	Direct Drum (Front) (2.157" ID) (Exc. KM171-5, 176-5)	1	89-Up	42046E	63003B
052C	Reverse Sun Gear (.823" ID) KM170, 171, 172	2	79-88	42052A	63006
052C	Reverse Sun Gear (1.023" ID) KM175, 177	2	85-88	42052C	63007
052C	Reverse Sun Gear (1.102" ID) (All 89-Up)	2	89-Up	42052D	63007A
056C	Forward Sun Gear (.728" ID) KM175, 177	2	84-88	42056C	63012
056C	Forward Sun Gear (.810" ID) (All 89-Up)	2	89-Up	42056E	63012A
058	Planet (.469" ID)	1	79-Up	42058A	63008
060I	Output Shaft (.904" ID) KM170, 171	1	79-88	42060A	63010
060I	Output Shaft (Front) (1.178" ID) KM172, 175, 177	1	83-88	42060C	63009
060I	Output Shaft (Rear) (1.018" ID) KM172, 175, 177	1	83-88	42060CR	N/A
060I	Output Shaft (Front) (1.300" ID) (All 89-Up)	1	89-Up	42060E	63009A
METAL CLAD SEALS					
070A	Front	1	79-Up	42070A	63200
076E	Converter Housing & Case (Exc. Below)	2	79-Up	42076A	65201
076E	Case (Left & Right) (F4A33, W4A33)	2	92-Up	42076M	63201B
076E	Case (Left) (AWD W4A32-1)	1	92-Up	42076N	63201A
076E	Case (Right) (AWD W4A32-1)	1	92-Up	42076A	63201
076E	Case (Left & Right) (All Hyundai A4AF, A4BF)	2	93-Up	42076L	63201H
083D	Overdrive Drum	1	88-91	42083E	N/A
083D	Overdrive Drum	1	92-Up	42083EA	N/A
FRICION PLATES					
100D	Overdrive (40 T)	3-4	85-Up	42100C	63755
100D	Overdrive (36 T) (A4BF-3)	3-5	00-Up	42100D	63755B
100D	Overdrive Anti-Warp Kit (Clutches Only) (Powerpack by Alto)	3-5	85-Up	42100PK	N/A
106F	Direct (.067", 3.95" ID) (F4A33, W4A33-1)	4	91-Up	42106M	63750B
106F	Direct (.078", 3.95" ID)	2-3	79-88	42106B	63750
106F	Direct (.078", 4.10" ID)	2-3	89-Up	42106E	63750A
108B	Forward (10 T)	2-3	79-88	42106A	63740
108B	Forward (38 T, .067", 4.10" ID)	2-5	93-Up	42108	63750E
108B	Forward (38 T, .078", 3.95" ID)	2-3	79-88	42106B	63750
108B	Forward (38 T, .078", 4.10" ID)	2-3	89-Up	42106E	63750A
108B	Forward (42 T)	5	91-Up	42106MC	63750C

MITSUBISHI

KM F4/W4/A4

ILL.	DESCRIPTION	QTY.	YEAR	PART NO.	REFERENCE NO.
FRICITION PLATES (Cont.)					
114C	Low/ Reverse (48 T)	4-6	79-88	42114B	63760
114C	Low/ Reverse (51 T)	6	87-Up	42114E	63760B
114C	Low/ Reverse (54 T)	6	91-Up	42114M	63760C
N.I.	Friction & Steel Kit, KM End Clutch "Power Pack" & Seal Kit	1	85-Up	42100APK	N/A
STEEL PLATES					
120D	Overdrive (.032") (Exc. Below)	3-4	85-Up	42120C	63757
120D	Overdrive (.032") (A4AF-1, A4AF-2, A4BF-1)	3	93-99	42120C	63757
120D	Overdrive (.039") (A4AF-1, A4AF-2, A4BF-1)	3	93-99	42120D	63757B
120D	Overdrive (.098") (A4BF-3 Elantra, Tiburon)	5	00-01	42120F	63757D
120D	Overdrive (.157") (A4BF-3 Accent)	3	00-Up	42120E	63757E
126F	Direct (.150") (All 79-88)	3-4	79-88	42126B	63751
126F	Direct (.120") (All 89-Up Exc. F4A33, W4A33-1)	1-2	89-Up	42126G	63751D
126F	Direct (.146") (All 89-Up Exc. F4A33, W4A33-1)	1-2	89-Up	42146E	63751B
126F	Direct (.088") (F4A33, W4A33-1)	3	91-Up	42126M	63751E
126F	Direct (.150") (F4A33, W4A33-1)	1	91-Up	42126MB	N/A
128B	Forward (.071") (KM's)	2	79-88	42128A	63751A
128B	Forward (.071") (KM's)	2-3	89-Up	42128E	63751C
128B	Forward (.063") (F4A33, W4A33-1)	5	91-Up	42128M	63751F
128B	Forward (.071") (A4AF-1, A4AF-2, A4BF-1)	1-2	93-99	42128E	63751C
128B	Forward (.071") (W4A32-1)	2	91-Up	42128E	63751C
128B	Forward (.079") (A4BF-3)	4-5	00-Up	42128G	63751G
128B	Forward (.087") (A4AF-1, A4AF-2, A4BF-1)	1-2	93-99	42128F	N/A
134C	Low/ Reverse (.039") (24 T) (KM171, 172, 175)	5	84-88	42134BB	63752C
134C	Low/ Reverse (.039") (24 T) (KM177)	5	87-88	42134P	63752D
134C	Low/ Reverse (.039") (20 T) (KM172-5, 175-5, 177-8)	5	87-Up	42134E	63752E
134C	Low/ Reverse (.039") (20 T) (F4A33, W4A33-1)	5	91-Up	42134M	63752G
134C	Low/ Reverse (.071") (6 T) (KM170)	3	79-84	42134A	63752
134C	Low/ Reverse (.071") (24 T) (KM171, 172, 175)	3	85-88	42134BC	63752B
134C	Low/ Reverse (.071") (20 T) (KM171-5, 176-5)	3	89-Up	42134H	63752F
134C	Low/ Reverse (.071") (20 T) (W4A32-1)	5	91-Up	42134E	63752E
134C	Low/ Reverse (.071") (20 T) (A4AF-1, A4AF-2, A4BF-1, A4BF-3)	3	93-Up	42134H	63752F
PRESSURE PLATES					
Prefix Key: D = OEM, A = Aftermarket New, R = Remanufactured					
140D	Overdrive (25 T) 4.170" ID	1	85-Up	42140C	N/A
146F	Direct .150" (24 T) 4.00" ID	1	79-88	42146B	63765A
146F	Direct .146" (24 T) 4.10" ID	1	89-Up	42146E	63751B
146F	Direct .195" (26 T) 4.120" ID	1	89-Up	42146M	63765
148B	Forward .150" (24 T) 4.00" ID	1	79-88	42146B	63765A
148B	Forward .146" (24 T) 4.10" ID	1	89-Up	42146E	63751B
148B	Forward .160" (26 T) Stepped (F4A33, W4A33-1)	1	91-Up	42149M	N/A
148B	Forward .195" (24 T) 4.00" ID Beveled	1	79-88	42149B	N/A
148B	Forward .195" (24 T) 4.10" ID Beveled	1	89-Up	42149E	63758A
148B	Forward .240" (26 T) Stepped (F4A33, W4A33-1)	1	91-Up	42148M	N/A
VALVE BODY RECALIBRATION KITS					
165H	Shift Kit®, KM175, 177, 175-5, 176-5, 177-8 (4 Speeds) (Transgo®)	1	88-Up	T42165C	K63908
165H	Valve Body Kit, A4BF3 (TransLab)	1	00-Up	A42165L	63D03
SEALING RINGS					
175H	Ring Kit, KM175-5, 176-5, 177-8	1	89-Up	42175E	K63300E
175H	Ring Kit, A4AF-1, A4AF-2, A4BF-1, A4BF-3	1	93-Up	42175E	K63300E
175H	Ring Kit, F4A33, W4A33-1	1	91-Up	42175M	K63300J
179A	Pump Stator (Metal)	2	79-Up	42179A	63300
181B	Forward Drum (Front) 1.259" OD (Metal)	1	79-88	42181A	N/A

ILL.	DESCRIPTION	QTY.	YEAR	PART NO.	REFERENCE NO.
THRUST WASHERS					
200H	Shim Kit (KM Series) Endplay (Most 4 Speeds)	1	79-Up	42200K	K63400S
211A	Stator to Direct Drum .086" (Fiber).....	1	79-Up	42211BB	63400A
211A	Stator to Direct Drum .100" (Fiber).....	1	79-Up	42211BC	63400B
211A	Washer & Race Kit, Stator to Direct Drum (.118" Washer & .078" Race)	1	79-Up	42211BDK	N/A
214D	Hub to Overdrive Drum (4 Tab) 1.490" OD (W4A32-1).....	1	79-Up	42214E	N/A
214D	Hub to Overdrive Drum (4 Tab) 1.500" OD (F4A33, W4A33-1).....	1	79-Up	42214M	N/A
BEARINGS					
241C	Bearing, Reverse Sun Gear to Forward Sun Gear (1.108" ID)	1	89-Up	42241E	N/A
242C	Race, Reverse Sun Gear to Forward Sun Gear (1.104" ID)	1	89-Up	42242E	N/A
GASKETS & O-RINGS					
300K	Gasket, Bottom Pan (12 Bolt) (Cork) (Exc. KM177, 177-8) (Fiber = 42300AF)	1	79-Up	42300A	13722X
300K	Gasket, Bottom Pan (13 Bolt) (Cork) (KM177, 177-8) (Fiber = 42300PF).....	1	87-Up	42300P	13722AX
300K	Gasket, Bottom Pan (13 Bolt) (Fiber) (A4AF-1, A4AF-2).....	1	93-Up	42300LF	13722CF
300K	Gasket, Bottom Pan (13 Bolt) (Fiber) (A4BF-1, A4BF-3)	1	96-Up	42300LAF	13722DF
300K	Gasket, Bottom Pan (14 Bolt) (Cork) (Fiber = 42300MF).....	1	91-Up	42300M	13722BX
310A	Gasket, Pump (KM's 82-Up).....	1-2	82-Up	42310B	13734
310A	Gasket, Pump (F4A33, W4A32, W4A33)	1	91-Up	42310M	13734A
310A	Gasket, Pump (A4AF-1, A4AF-2, A4BF-1, A4BF-3)	1	93-Up	42310L	13734B
311A	O-Ring, Pump	1	79-Up	42311A	13929
313	Seal, Inner Pump Gear to Conv. Hub	1	89-Up	42313E	13928
318E	Gasket, Case to Bell Housing Gasket (18 Hole Metal).....	1	89-Up	42318E	13895
330	Repair Kit, Overdrive (End Clutch) (KM175 Only)	1	85-88	42330CK	K63900E-4
330	Repair Kit, Overdrive (End Clutch) (KM's Including KM175).....	1	85-Up	42330CAK	N/A
330	Repair Kit, Overdrive (End Clutch) (Exc. KM's)	1	91-Up	42330MK	N/A
TECHNICAL MANUALS					
400H	Tech Manual, KM171, 172	1	79-Up	42400B	63Y02
400H	Tech Manual, KM175	1	85-Up	42400C	63Y03
400H	Tech Manual, KM177	1	87-Up	42400P	63Y04
400H	Tech Manual, F4A33, W4A33-1	1	91-Up	42400M	63Y05
400H	Tech Manual, Those Darn KM's Book 1 (ATRA).....	1	91-Up	42400D	N/A
400H	Tech Manual, Those Darn KM's Book 2 (ATRA).....	1	91-Up	42400E	N/A
ELECTRICAL COMPONENTS					
420	Solenoid Master Kits (FNX4, RC, TL) (OEM)	1	91-92	D42420CK	31A-175
420	Solenoid Master Kits (FNX4, RB, TL) (OEM)	1	91-92	D42420M	31A-175D
420	Solenoid Master Kits (FNX2, ENX2, RB, TL) (EPC/TCC Flat, Shift Extended) (OEM)	1	92-93	42420MD	31A-175E
420	Solenoid Master Kits (FNX1, ENX3, RB, TH) (EPC Flat, TCC/Shift Extended) (OEM) ...	1	94-Up	42420MH	31A-175F
420	Solenoid Master Kits (FNX4, WC, TL) (Teckpak)	1	85-92	T42420CK	31T-175
420	Solenoid Master Kits (FNX4, WC, TH) (Teckpak).....	1	93-Up	T42420EK	31T-175A
420	Solenoid Master Kits (FNX4, RC, TL) (Rostra)	1	85-92	42420CK	31R-175
420	Solenoid Master Kits (FNX4, RC, TH) (Rostra).....	1	93-Up	42420EK	31R-175A
420	Solenoid Master Kits (A4BF3) (6 Solenoids) (OEM)	1	00-Up	42420LB	31A-175H
420	Solenoid Master Kits (A4BF3) (6 Solenoids) (Rostra).....	1	00-Up	A42420LB	31R-175H
421	Solenoid, Shift A & B - FNX1, WC (Teckpak)	1	85-Up	42421E	5T-175
425	Solenoid, TCC, EPC (TCC 85-92) (FNX1, WC, TL) (Rostra)	1	85-Up	42425E	5R-176
425	Solenoid, TCC, EPC (TCC 85-92) (FNX1, WC, TL) (Teckpak)	1	85-Up	T42425E	5T-176
425	Solenoid, TCC (FNX1, WC, TH) (Rostra).....	1	93-Up	42425EA	5R-176A
425	Solenoid, TCC (FNX1, WC, TH) (Teckpak)	1	93-Up	T42425EA	5T-176A
431	Solenoid, EPC 1st Design w/ Extended Nose (ENX1, WC) (OEM)	1	85-88	42431A	5A-177
431	Solenoid, EPC 2nd Design w/ Flat Nose (FNX1, WC) (Rostra)	1	89-Up	42431	5R-177B
<p>FN = Flat Nose & Qty, EN = Extended Nose & Qty, TL = TCC Low (3) OHMS, TH = TCC (12) High OHMS RB = Rectangular Connector, RC = Rectangular Connector w/ 90° Case Boot, WC = w/o Connector (Pigtails) Flat Nose Body Length is approx 1.5", Extended Nose is 1.25" w/ .5" Plastic Nose</p>					


MITSUBISHI

KM F4/W4/A4

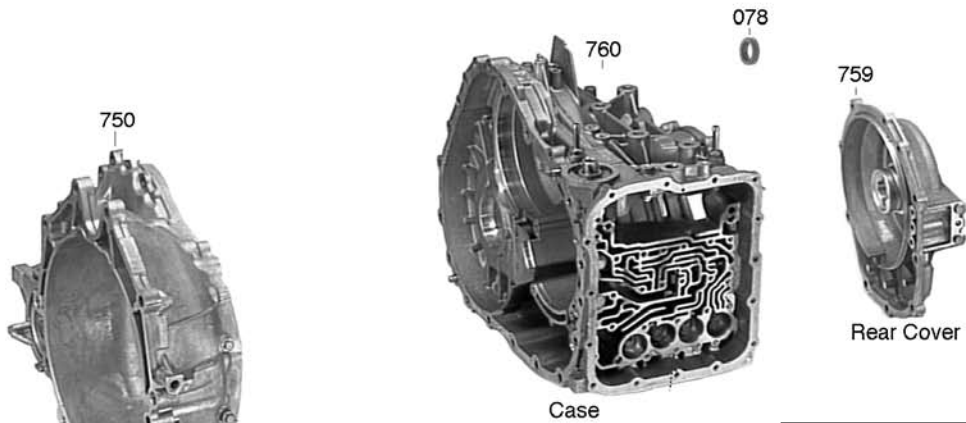

ILL.	DESCRIPTION	QTY.	YEAR	PART NO.	REFERENCE NO.
ELECTRICAL COMPONENTS (Cont.)					
436J	Sensor, Input/ Output Pulse Generator (A4BF-3).....	1	00-Up	T42436LB	N/A
436J	Sensor, Input/ Output Pulse Generator (Square Conn - Long Wire).....	1	85-Up	42436H	N/A
436J	Sensor, Input/ Output Pulse Generator (Square Conn w/ Even Length Wires)	1	85-Up	42436J	N/A
HARD PARTS					
Prefix Key: D = OEM, A = Aftermarket New, R = Remanufactured					
PUMPS					
500A	Pump, KM171-5	1	89-Up	42500H	63920E
500A	Pump, KM175-5	1	89-Up	42500E	63920G
500A	Pump, KM177-8	1	89-Up	42500G	63920K
500A	Pump, Elantra	1	96-99	42500JB	63920M
500A	Pump, Elantra	1	2000	42500JC	N/A
500A	Pump, Elantra	1	01-Up	42500JD	N/A
500A	Pump, Accent	1	95-99	42500JA	63920N
500A	Pump, Accent (00-L04 must replace both 42500LA & 42555GC Drum)	1	00-04	42500LA	N/A
500A	Pump, Accent (L04-Up)	1	04-Up	42500LA	62930J
500A	Pump, F4A33, W4A33-1 (w/ 1 Ring on Input Shaft).....	1	91-Up	42500M	N/A
500A	Pump, F4A33, W4A32-1, W4A33-1 (w/ 3 Rings on Input Shaft)	1	91-Up	42500MA	63920L
510A	Pump Body & Gears, KM171-5, 175-5, 176-5, 177-8	1	89-Up	42510E	N/A
DRUMS & CLUTCH HUBS					
550D	Overdrive, F4A32 (3 Clutch) (Outside Lugs are Stepped).....	1	91-Up	42550E	N/A
555A	Direct, KM171-5	1	89-Up	42555H	63925D
555A	Direct, KM175.....	1	85-88	42555C	63925F
555A	Direct, KM175-5, 177-8	1	89-Up	42555E	63925H
555A	Direct, KM176-5	1	89-Up	42555H	63925D
555A	Direct, A4AF3 (00-L04 must also update w/ 42500LA Pump)	1	00-04	42555GC	63925J
555A	Direct, A4BF3 (L04-Up).....	1	04-Up	42555GC	63925J
555A	Direct, F4A32 (2 Clutch) (1 Bushing Drum) (Also KM171-5, 176-5)	1	91-Up	42555H	63925D
555A	Direct, W4A32-1 (3 Clutch) (2 Bushings In Drum)	1	91-Up	42555E	63925H
555A	Direct, F4A33, W4A33-1 (4 Clutch) (2 Bushing In Drum)	1	91-Up	42555M	N/A
570D	Clutch Hub, Overdrive KM177-8	1	89-Up	42570G	N/A
574G	Clutch Hub, Forward KM177-8 Forward (w/ 4.06" OD At Fri Splines)	1	79-Up	42574G	N/A
PLANETS					
583C	Planet Kit, KM175-5 (No Groove) (Can Use 42583EA)	1	89-Up	42583E	K63950D
583C	Planet Kit, KM175-5 (1 Groove) (Can Use 42583E)	1	89-Up	42583EA	N/A
583C	Planet Kit, KM176-5.....	1	89-Up	42583J	K63950G
583C	Planet Kit, KM177-8 (No Groove)	1	89-Up	42583G	N/A
583C	Planet Kit, KM177-8 (w/ 1 Groove).....	1	89-Up	42583GA	K63950E
583C	Planet Kit, F4A32	1	91-Up	42583J	N/A
583C	Planet Kit, F4A33, W4A33-1	1	91-Up	42583M	K63950J
583C	Planet Kit, W4A32-1	1	91-Up	42583GA	K63950E
SUN GEARS, SHELLS & SUPPORTS					
622G	Shell (12 Lugs, 1/2" Long) (89-Up Exc. F4A33, W4A33-1)	1	89-Up	42622H	63928F
622G	Shell (12 Lugs, 3/4" Long) (89-Up Exc. F4A33, W4A33-1)	1	89-Up	42622E	63928D
622G	Shell, F4A33, W4A33-1.....	1	91-Up	42622M	63928J
630G	Center Support, KM171-5, 176-5 (Steel).....	1	89-Up	42630H	63960D
630G	Center Support, KM172-5, 175-5, 177-8 (Steel).....	1	89-Up	42630E	63930F
630G	Center Support, F4A32 (Steel, 1.460" Wide).....	1	91-Up	42630H	63960D
630G	Center Support, F4A33, W4A33-1 (Steel, 1.535" Wide).....	1	91-Up	42630M	63930J
630G	Center Support, W4A32-1 (Steel, 1.585" Wide).....	1	91-Up	42630E	63930F

MITSUBISHI

KM F4A41, F4A51, F5A51



MITSUBISHI KM F4A41, F4A51, F5A51



Deluxe Kit	008
Compliance Kit	007
Master Kit	006
Less Steel Kit	004
Overhaul Kit	002
Bushing Kit	030
Washer Kit	200
Bearing Kit	201
Technical Manual	400
Pump Part	507
Valve Body Parts	741
Case Parts	761

Note: Not all items are available for all transmissions

mitsubishi

KM F4A41, F4A51, F5A51

ILL.	DESCRIPTION	QTY.	YEAR	PART NO.	REFERENCE NO.
MASTER OVERHAUL KITS (WITH STEELS)					
006G	F4A41, F4A42.....	1	96-Up	82006	K2300
006G	F4A51.....	1	96-Up	82006A	K2300B
006G	F5A42.....	1	99-Up	82006C	K2300F
006G	F5A51.....	1	97-Up	82006B	K2300D
LESS STEEL KITS					
004G	F4A41, F4A42.....	1	96-Up	82004	K2300-LS
004G	F4A51.....	1	96-Up	82004A	K2300B-LS
004G	F5A42.....	1	99-Up	82004C	K2300F-LS
004G	F5A51.....	1	97-Up	82004B	K2300D-LS
OVERHAUL KITS (W/ RINGS & SEALS)					
002G	F4A41, F4A42.....	1	96-Up	82002	K23900
002G	F4A51.....	1	96-Up	82002A	K23900B
002G	F5A42.....	1	99-Up	82002C	K23900F
002G	F5A51.....	1	97-Up	82002B	K23900D
FILTERS (Photos see page 443)					
010	Hyundai.....	1	99-Up	82010B	23800A
010	Chrysler, Mitsubishi (F4A41, F4A42).....	1	96-Up	82010	23800
010	Chrysler, Mitsubishi (F4A51, F5A51) (97-4/99).....	1	97-99	82010A	23800B
010	Chrysler, Mitsubishi (F4A51, F5A51) (5/99-Up).....	1	99-Up	82010C	23800C
013	Filter, Spin On, F4A41, F4A42, F4A51.....	1	99-Up	82013	23801
015	Screen, Thimble, F4A41, F4A42, F4A51.....	1	99-Up	82015	23713
BUSHINGS					
030G	Bushing Kit, F4A41, F4A42.....	1	96-Up	82030	K23901
030G	Bushing Kit, F4A51.....	1	97-Up	82030A	K23901B
034	Pump.....	1	96-Up	82034	23001
METAL CLAD SEALS					
070	Front.....	1	96-Up	42070A	63200
074	Extension Housing (2wd).....	1	96-Up	57074J	46201B
074	Adapter Housing (4wd).....	1	96-Up	82074	23203
076	Axle.....	2	96-Up	82076	23201
FRICTION PLATES					
100C	Overdrive (5.35" OD) F4A41, F4A42.....	4	96-Up	82100	23742
100C	Overdrive (5.82" OD) F4A51, F5A51.....	4	97-Up	82100A	23740B
102A	Underdrive (5.35" OD) F4A41, F4A42.....	4	96-Up	82100	23742
102A	Underdrive (5.82" OD) F4A51, F5A51.....	4	97-Up	82100A	23740B
104F	2nd Brake (6.18" OD) F4A41, F4A42.....	4	96-Up	82104	23746
104F	2nd Brake (7.03" OD) F4A51, F5A51.....	4	97-Up	82104A	23746B
106	Direct, F5A51.....	3-5	97-Up	82106	23750B
110C	Reverse (5.87" OD) F4A41, F4A42.....	2	96-Up	82110	23744
110C	Reverse (6.53" OD) F4A51, F5A51.....	2	97-Up	82110A	23744B
114B	Low & Reverse (6.18" OD) F4A41, F4A42.....	6	96-Up	82114	23748
114B	Low & Reverse (7.03" OD) F4A51, F5A51.....	5-6	97-Up	82114A	23748B
STEEL PLATES					
120C	Overdrive (4.65" ID) F4A41, F4A42.....	3	96-Up	82120	23743
120C	Overdrive (4.85" ID) F4A51, F5A51.....	3	97-Up	82120A	23743B
122A	Underdrive, F4A41, F4A42.....	3	96-Up	82122	23741
122A	Underdrive, F4A51, F5A51.....	4	97-Up	82122A	23741C
124F	2nd Brake .079" (17 T) F4A41, F4A42.....	1	96-Up	82124C	23747A

MITSUBISHI

KM F4A41, F4A51, F5A51

ILL.	DESCRIPTION	QTY.	YEAR	PART NO.	REFERENCE NO.
STEEL PLATES (Cont.)					
124F	2nd Brake .099" (17 T) F4A41, F4A42.....	1	96-Up	82124	23747
124F	2nd Brake .099" (16 T) F4A51, F5A51.....	2	97-Up	82124A	23747B
126	Direct, F5A51.....	3-4	97-Up	82126	23751B
130C	Reverse .079" (5.25" ID) F4A41, F4A42.....	2	96-Up	82130	23745
130C	Reverse .071" (6.00" ID) F4A51, F5A51.....	2	97-Up	82130A	23745B
134B	Low & Reverse (17 T) (5.54" ID) F4A41, F4A42.....	3-5	96-Up	82134	23749
134B	Low & Reverse (16 T) (6.29" ID) F4A51, F5A51.....	4-5	97-Up	82134A	23749B
PRESSURE PLATES					
Prefix Key: D = OEM, A = Aftermarket New, R = Remanufactured					
154B	2-4 (Low/ Reverse) F4A41, F4A42.....	1	96-Up	82148	23565
154B	2-4 (Low/ Reverse) F4A51.....	1	96-Up	82148A	23565B
GASKETS & O-RINGS					
300	Gasket, VB Cover, F4A41, F4A42.....	1	96-Up	82300F	13555F
300	Gasket, VB Cover, F4A51.....	1	97-Up	82300AF	13555AF
310	Gasket, Pump, F4A41, F4A42.....	1	96-Up	82310B	13557
310	Gasket, Pump, F4A51, F5A51.....	1	97-Up	82310A	13557A
310	O-Ring, Pump.....	1	96-Up	82311A	13558
TECHNICAL MANUALS					
400G	Tech Manual, F4A41, F4A42, F4A51.....	1	96-Up	82400	23Y01
ELECTRICAL COMPONENTS					
421	Solenoid, All (requires 5-6).....	5-6	96-Up	82421	5A-329
436	Sensor, Output Speed (VSS).....	1	96-Up	82436	20A-330
437	Sensor, Transmission Oil Temperature (TOT).....	1	96-01	82437	20A-332
438	Sensor, Input Speed (TSS).....	1	96-Up	82438	20A-329
446	Harness, Internal (w/o TOT Sensor) F4A41, F4A51.....	1	96-01	82446A	35A-329
446	Harness, Internal (w/ TOT Sensor) F4A41, F4A51 (TOT not included).....	1	01-Up	82446B	35A-329A
446	Harness, Internal (w/o TOT Sensor) F5A51.....	1	97-01	82446C	35A-329B
446	Harness, Internal (w/ TOT Sensor) F5A51 (TOT not included).....	1	97-Up	82446D	35A-329C
HARD PARTS					
Prefix Key: D = OEM, A = Aftermarket New, R = Remanufactured					
MISCELLANEOUS COMPONENTS					
500A	Pump Assembly, F4A41, F4A42.....	1	96-Up	82500A	23920
500A	Pump Assembly, F4A51, F5A51.....	1	97-Up	82500B	23920B
551A	Drum, Underdrive w/ Shaft, F4A41, F4A42.....	1	96-Up	82551	23943
551A	Drum, Underdrive w/ Shaft, F4A51.....	1	97-Up	82551A	23943B
556D	Drum, Reverse, F4A41, F4A42.....	1	96-Up	82556	23944
556D	Drum, Reverse, F4A51.....	1	97-Up	82556A	23944B
582F	Planet, Input, F4A41, F4A42.....	1	96-Up	82582	23951
582F	Planet, Input, F4A51.....	1	97-Up	82582A	23951B
584F	Planet, Reaction, F4A41, F4A42.....	1	96-Up	82584	23956
584F	Planet, Reaction, F4A51.....	1	97-Up	82584A	23956B
654	Sprag , Low, F4A41, F4A42.....	1	96-Up	82654A	23960
654	Sprag , Low, F4A51.....	1	97-Up	82654	23960B
740G	Valve Body (Premium) F4A41, F4A42, F4A51.....	1	96-Up	82740-1	P23990
759G	Rear Cover, F4A41, F4A42.....	1	96-Up	82759	N/A
759G	Rear Cover, F4A51.....	1	97-Up	82759A	N/A
857	Wave Ring, Low/ Reverse, F4A42.....	1	98-05	82857	23964
857	Wave Ring, Low/ Reverse, F4A51, F5A51 (HD Update).....	1	97-Up	82857A	23964A
N.I.	Pump Alignment Tool.....	1	96-Up	T-41005-TL	T-9208

F4A41/51, F5A51

2wd R4A51, R5A51 4wd V4A51, V5A51















ILL.	DESCRIPTION	QTY.	YEAR	PART NO.	REFERENCE NO.
MASTER OVERHAUL KITS (WITH STEELS)					
006	R4A51, V4A51	1	99-Up	142006	K2300M
006	R5A51, V5A51	1	01-Up	142006A	K2300N
LESS STEEL KITS					
004	R4A51, V4A51	1	99-Up	142004	K2300M-LS
004	R5A51, V5A51	1	01-Up	142004A	K2300N-LS
OVERHAUL KITS (W/ RINGS & SEALS)					
002	R4A51, V4A51, R5A51, V5A51	1	99-Up	142002	K23900N
FILTER KITS					
011	Filter (Flat Pickup Tube)	1	99-Up	142011	FK23800D
011	Filter (1/2" Pickup Tube)	1	01-Up	142011A	FK23800E
FILTERS (Photos see page 443)					
010	Filter (Flat Pickup Tube)	1	99-Up	142010	23800D
010	Filter (1/2" Pickup Tube)	1	01-Up	142010A	23800E
BANDS					
Prefix Key: B = Borg Warner, A = OEM (Exc. BW), N = All Other New, R = Relined					
026	Band, Reduction	1	99-Up	142026	23700
BUSHINGS					
030	Bushing Kit	1	99-Up	142030	K23901D
METAL CLAD SEALS					
070	Front	1	99-Up	42070A	63200
074	Extension Housing (2wd)	1	99-Up	57074J	46201B
074	Adapter Housing (4wd)	1	99-Up	82074	23203
FRICTION PLATES					
100	Overdrive	4	99-Up	82100A	23740B
102	Underdrive	4	99-Up	82100A	23740B
104	2nd Brake	4	99-Up	82104A	23746B
106	Direct (5 Speed)	3-5	01-Up	82106	23750B
110	Reverse	2	99-Up	82110A	23744B
114	Low & Reverse	5-6	99-Up	82114A	23748B
STEEL PLATES					
120	Overdrive	3	99-Up	82120A	23743B
122	Underdrive	4	99-Up	82122A	23741C
124	2nd Brake	3	99-Up	142124	23747C
126	Direct (5 Speed)	3-4	01-Up	82126	23751B
130	Reverse	2	99-Up	82130A	23745B
134	Low & Reverse	4-5	99-Up	82134A	23749B
GASKETS & O-RINGS					
300	Gasket, Pan (Fiber)	1	99-Up	142300F	13555DF
310	Gasket, Pump	1	99-Up	142310A	13557D
311	O-Ring, Pump	1	99-Up	142311A	13558D

2wd R4A51, R5A51 4wd V4A51, V5A51

ILL.	DESCRIPTION	QTY.	YEAR	PART NO.	REFERENCE NO.
ELECTRICAL COMPONENTS					
421	Solenoid, All (requires 5-6).....	5-6	99-Up	82421	5A-329
436	Sensor, Output Speed (VSS) (R4A41, R5A51) (99-6/01)	1	99-01	142436C	20A-330
436	Sensor, Output Speed (VSS) (R4A41, R5A51) (6/01-Up)	1	01-Up	142436	20A-330A
436	Sensor, Output Speed (VSS) (V4A51)	1	00-Up	142436A	20A-331
436	Sensor, Output Speed (VSS) (V5A51)	1	00-Up	142436B	20A-331A
437	Sensor, Transmission Oil Temperature (TOT)	1	99-01	82437	20A-332
438	Sensor, Input Speed (TSS)	1	99-Up	82438	20A-329
446	Harness, Internal (w/o TOT Sensor) (R4A51).....	1	99-01	142446A	35A-329D
446	Harness, Internal (w/ TOT Sensor) (R4A51)	1	01-Up	142446B	35A-329E
446	Harness, Internal (w/o TOT Sensor) R5A51)	1	99-01	142446C	35A-329F
446	Harness, Internal (w/ TOT Sensor) (R5A51)	1	01-Up	142446D	35A-329G
HARD PARTS					
Prefix Key: D = OEM, A = Aftermarket New, R = Remanufactured					
PUMPS					
582	Pump.....	1	99-Up	142500A	23920D
DRUMS & CLUTCH HUBS					
551	Underdrive	1	99-Up	142551A	23943D
556	Reverse w/ Input Shaft	1	99-Up	142556A	23944D
PLANETS					
582	Planet, Input.....	1	99-Up	142582A	23951D
583	Planet Assembly	1	99-Up	142583A	N/A
584	Planet, Reaction.....	1	99-Up	142584A	23956D
SUN GEARS, SHELLS & SUPPORTS					
630	Sun Gear, Reaction.....	1	99-Up	142614	23958D
630	Center Support.....	1	99-Up	142630A	N/A
SPRAGS					
654	Sprag, Low	1	99-Up	82654	23960B
656	Sprag, Direct.....	1	99-Up	142656	23944D
SHAFTS					
678	Output Shaft.....	1	99-Up	142678A	N/A
VALVE BODIES					
740	Valve Body, 5 or 6 Solenoid Type	1	99-Up	142740A	N/A
NOTES					

R4A51, R5A51

MITSUBISHI FILTERS

 <p>42010A</p>	 <p>42010AA</p>
 <p>42010E</p>	 <p>42010EA</p>
 <p>42010L</p>	 <p>42010LA</p>
 <p>42010M</p>	 <p>42010P</p>
 <p>82010</p>	 <p>82010A</p>
 <p>82010B</p>	 <p>82010C</p>
 <p>142010</p>	 <p>142010A</p>